




Camden Council

Attachments


Ordinary Council Meeting
8 February 2022



ORDINARY COUNCIL

ATTACHMENTS - ORDINARY COUNCIL

ORD01	Investment Reports - October, November & December 2021	
	Attachment 1: Monthly Investment Report - October 2021	4
	Attachment 2: Monthly Investment Report - November 2021	15
	Attachment 3: Monthly Investment Report - December 2021	26
ORD04	Acceptance of Grant Funding - Transport for New South Wales Pedestrian Safety Program 2021/22	
	Attachment 1: Narellan Town Centre - High Pedestrian Activity Area	37



ORD01

Attachment 1



**Investment Summary Report
October 2021**



Camden Council Executive Summary - October 2021

Investment Holdings

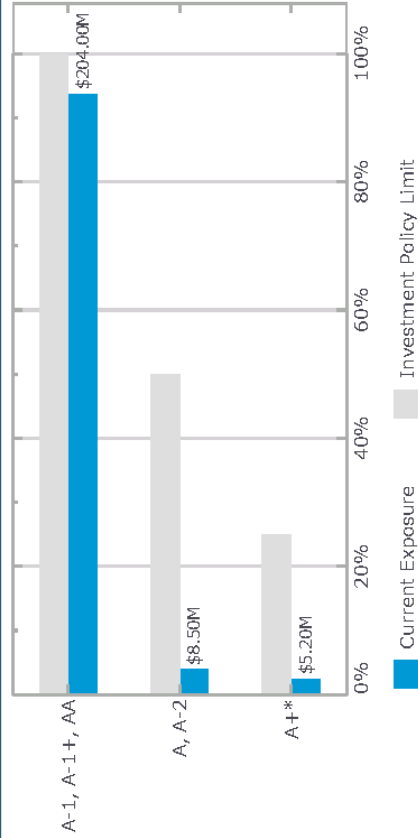
	Amount (\$)	Current Yield (%)
Cash	9,500,000.00	0.20
Term Deposit	208,200,000.00	0.78
Total	217,700,000.00	

Term to Maturity

	Amount (\$)	Policy Max
Between 0 and 1 Year	183,000,000	84%
Between 1 and 3 Years	34,200,000	16%
Between 3 and 5 Years	500,000	0%
Total	217,700,000	

Percentages in this report may not add up to 100% due to rounding

Total Credit Exposure



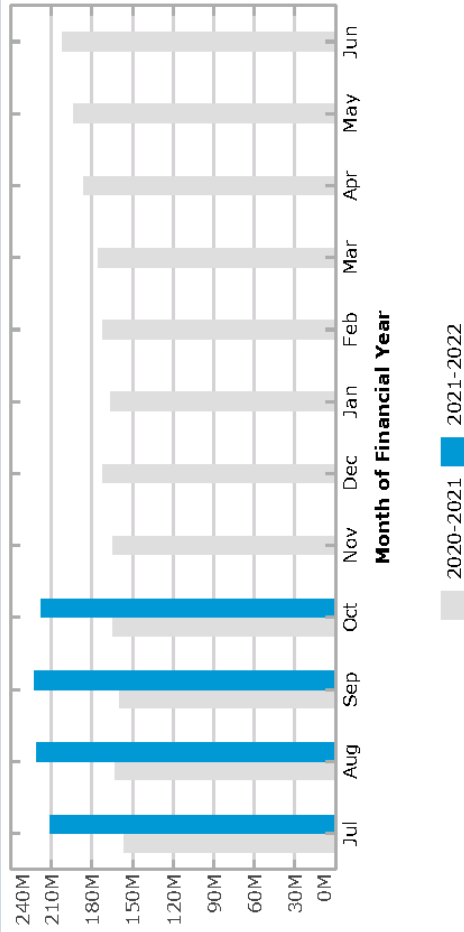
*Council's investment policy limits investments in foreign subsidiary banks which are monitored by APRA to a maximum 25% of the total portfolio

Sources of Funds

	Amount (\$)
Section 7.1.1 Developer Contributions	138,806,536
Restricted Grant Income	9,956,787
Externally Restricted Reserves	13,181,409
Internally Restricted Reserves	39,608,320
General Fund	16,146,948
Total Funds Invested	217,700,000

Council's investment portfolio has decreased by \$5m since the September reporting period. The decrease primarily relates to capital and operational expenditure during the month of October.

Investment Portfolio Balance





Camden Council
Individual Institutional Exposures Report - October 2021

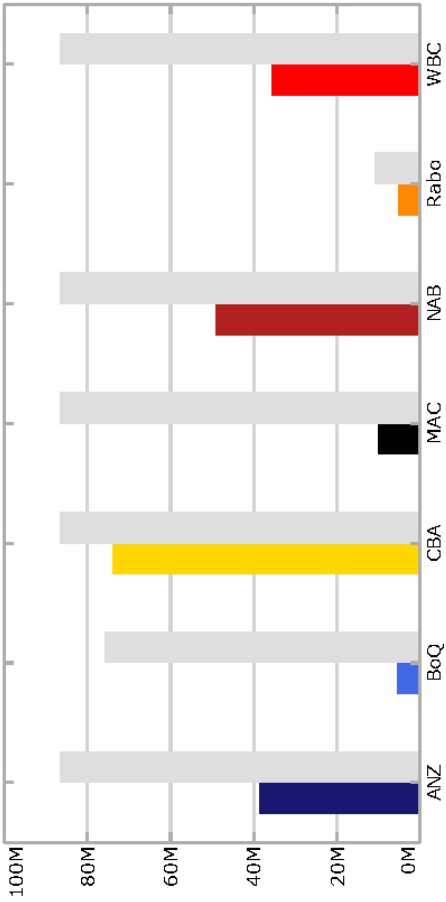
Individual Institutional Exposures

Parent Group	Exposure (\$M)	Credit Rating	Policy Limit	Actual	Capacity
ANZ Group	38.50M	A-1+, AA-	40.00%	17.68%	48.58M
Bank of Queensland	5.50M	A-2, BBB+	35.00%	2.53%	70.69M
Commonwealth Bank of Australia	74.00M	A-1+, AA-	40.00%	33.99%	13.08M
Macquarie Bank	10.00M	A-1, A+	40.00%	4.59%	77.08M
National Australia Bank	49.00M	A-1+, AA-	40.00%	22.51%	38.08M
Rabobank Aus (Foreign Sub)	5.20M	A-1*, A+*	5.00%	2.39%	5.68M
Westpac Group	35.50M	A-1+, AA-	40.00%	16.31%	51.58M
	217.70M				

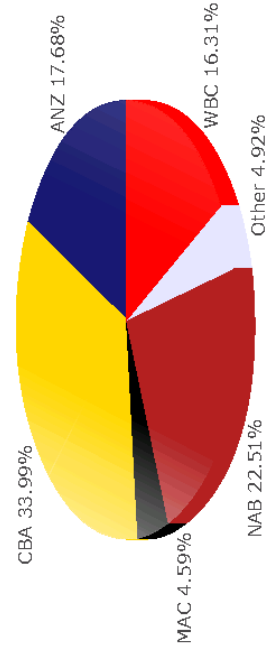
*Council's investment policy limits investments in foreign subsidiary banks which are monitored by APRA to a maximum 5% of the total portfolio in any single entity

Council's portfolio is within its individual institutional investment policy limits.
Council's portfolio is within its term to maturity investment policy limits.
Council's portfolio complies with the NSW Ministerial Investment Order.

Individual Institutional Exposure Charts



Investment Policy Limit





Camden Council Performance Summary - October 2021

Interest Summary

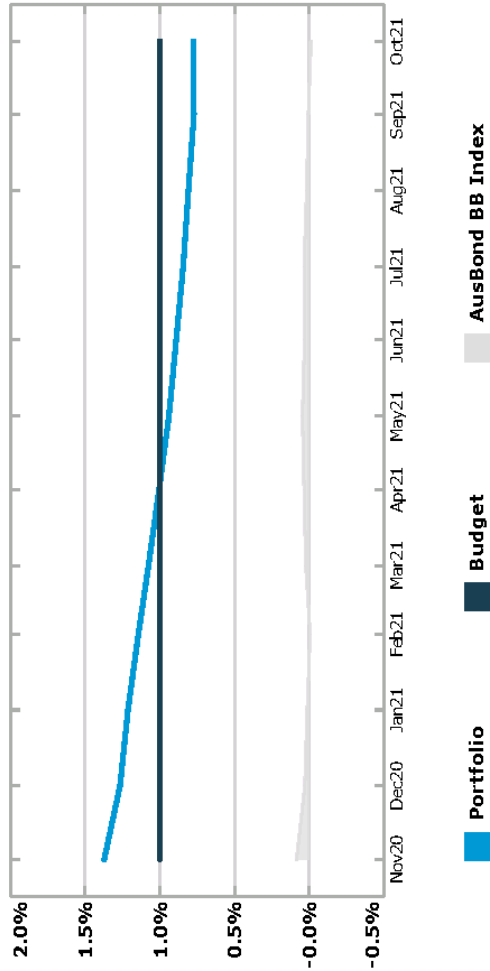
Interest Summary as of October 2021	
Number of Investments	155
Average Days to Maturity	239
Weighted Portfolio Yield	0.78%
CBA Call Account	0.20%
Highest Rate	3.80%
Lowest Rate	0.27%
Budget Rate	1.00%
Average BBSW (30 Day)	0.01%
Average BBSW (90 Day)	0.03%
Average BBSW (180 Day)	0.09%
Official Cash Rate	0.10%
AusBond Bank Bill Index	-0.01%

Interest Received During the 2021/2022 Financial Year

	October	Cumulative	Original Budget	* Revised Budget
General Fund	\$60,297	\$184,487	\$700,000	\$700,000
Restricted	\$76,616	\$382,116	\$1,750,000	\$1,750,000
Total	\$136,913	\$566,603	\$2,450,000	\$2,450,000

*The Revised Budget is reviewed on a quarterly basis as part of the Budget Process

Investment Performance



Historical Performance Summary

	Portfolio	AusBond BB Index	Outperformance
Oct 2021	0.78%	-0.01%	0.79%
Last 3 Months	0.79%	0.00%	0.79%
Last 6 Months	0.84%	0.02%	0.82%
Financial Year to Date	0.80%	0.01%	0.79%
Last 12 months	1.01%	0.03%	0.98%

Investment Performance

Council's portfolio returned 0.78%pa on a weighted average yield basis during October. This compares favourably with the Ausbond Bank Bill Index's return of -0.01% pa for the month.

Camden Council
Investment Holdings Report - October 2021



Cash Accounts						
Amount (\$)	Current Yield	Institution	Credit Rating	Amount (\$)	Deal No.	Reference
9,500,000.00	0.20%	Commonwealth Bank of Australia	A-1+	9,500,000.00	535548	
9,500,000.00				9,500,000.00		

Term Deposits										
Maturity Date	Amount (\$)	Rate	Institution	Credit Rating	Purchase Date	Amount plus Accrued Int (\$)	Deal No.	Accrued Interest (\$)	Coupon Frequency	Reference
1-Nov-21	1,500,000.00	0.40%	Commonwealth Bank of Australia	A-1+	18-Jan-21	1,504,717.81	540830	4,717.81	At Maturity	3465
3-Nov-21	1,500,000.00	0.37%	Westpac Group	A-1+	3-Feb-21	1,504,120.68	540920	4,120.68	At Maturity	3468
8-Nov-21	1,000,000.00	0.40%	National Australia Bank	A-1+	3-Feb-21	1,002,969.86	540919	2,969.86	At Maturity	3469
8-Nov-21	500,000.00	0.38%	Commonwealth Bank of Australia	A-1+	5-Feb-21	501,400.27	540929	1,400.27	At Maturity	3471
10-Nov-21	2,000,000.00	0.38%	National Australia Bank	A-1+	8-Feb-21	2,005,538.63	540931	5,538.63	At Maturity	3472
15-Nov-21	1,500,000.00	0.37%	Westpac Group	A-1+	10-Feb-21	1,504,014.25	540939	4,014.25	At Maturity	3473
17-Nov-21	1,000,000.00	0.37%	Westpac Group	A-1+	15-Feb-21	1,002,625.48	540943	2,625.48	At Maturity	3474
22-Nov-21	1,000,000.00	0.37%	Westpac Group	A-1+	15-Feb-21	1,002,625.48	540944	2,625.48	At Maturity	3475
24-Nov-21	2,000,000.00	0.33%	ANZ Banking Group	A-1+	18-Feb-21	2,004,629.04	540952	4,629.04	At Maturity	3476
29-Nov-21	1,500,000.00	0.52%	Commonwealth Bank of Australia	A-1+	1-Dec-20	1,507,158.90	540633	7,158.90	At Maturity	3442 Green
1-Dec-21	500,000.00	0.32%	ANZ Banking Group	A-1+	19-Feb-21	501,117.81	540956	1,117.81	At Maturity	3478
1-Dec-21	1,000,000.00	0.33%	ANZ Banking Group	A-1+	22-Feb-21	1,002,278.36	540959	2,278.36	At Maturity	3479
1-Dec-21	3,000,000.00	0.31%	ANZ Banking Group	A-1+	22-Apr-21	3,004,917.53	541276	4,917.53	At Maturity	3505
6-Dec-21	1,500,000.00	0.31%	ANZ Banking Group	A-1+	24-Feb-21	1,503,184.93	540966	3,184.93	At Maturity	3480
6-Dec-21	3,000,000.00	0.27%	ANZ Banking Group	A-1+	1-Jul-21	3,002,729.59	541608	2,729.59	At Maturity	3556
8-Dec-21	1,000,000.00	0.48%	Commonwealth Bank of Australia	A-1+	8-Dec-20	1,004,313.42	540686	4,313.42	At Maturity	3448 Green
13-Dec-21	1,000,000.00	0.31%	ANZ Banking Group	A-1+	25-Feb-21	1,002,114.79	540974	2,114.79	At Maturity	3482
13-Dec-21	1,000,000.00	0.36%	ANZ Banking Group	A-1+	26-Feb-21	1,002,446.03	540975	2,446.03	At Maturity	3484
15-Dec-21	1,000,000.00	0.34%	ANZ Banking Group	A-1+	2-Mar-21	1,002,272.88	540999	2,272.88	At Maturity	3486
20-Dec-21	2,000,000.00	0.35%	ANZ Banking Group	A-1+	1-Mar-21	2,004,698.63	540990	4,698.63	At Maturity	3485
22-Dec-21	1,000,000.00	0.32%	ANZ Banking Group	A-1+	8-Mar-21	1,002,086.58	541091	2,086.58	At Maturity	3487



Camden Council Investment Holdings Report - October 2021

Term Deposits										
Maturity Date	Amount (\$)	Rate	Institution	Credit Rating	Purchase Date	Amount plus Accrued Int (\$)	Deal No.	Accrued Interest (\$)	Coupon Frequency	Reference
4-Jan-22	500,000.00	0.32%	ANZ Banking Group	A-1+	11-Mar-21	501,030.14	541159	1,030.14	At Maturity	3489
4-Jan-22	1,000,000.00	0.38%	Commonwealth Bank of Australia	A-1+	25-Mar-21	1,002,300.82	541223	2,300.82	At Maturity	3492
5-Jan-22	1,000,000.00	0.38%	Commonwealth Bank of Australia	A-1+	26-Mar-21	1,002,290.41	541225	2,290.41	At Maturity	3493
10-Jan-22	3,000,000.00	0.45%	Commonwealth Bank of Australia	A-1+	26-Feb-21	3,009,172.60	540976	9,172.60	At Maturity	3483
10-Jan-22	500,000.00	0.31%	ANZ Banking Group	A-1+	30-Mar-21	500,917.26	541229	917.26	At Maturity	3494
10-Jan-22	1,500,000.00	0.36%	Commonwealth Bank of Australia	A-1+	7-Apr-21	1,503,077.26	541253	3,077.26	At Maturity	3498
12-Jan-22	1,000,000.00	0.38%	Commonwealth Bank of Australia	A-1+	24-Mar-21	1,002,311.23	541217	2,311.23	Annually	3491
17-Jan-22	1,000,000.00	0.40%	Commonwealth Bank of Australia	A-1+	31-Mar-21	1,002,356.16	541232	2,356.16	At Maturity	3495
19-Jan-22	2,000,000.00	0.37%	Commonwealth Bank of Australia	A-1+	6-Apr-21	2,004,237.26	541240	4,237.26	At Maturity	3497
24-Jan-22	1,500,000.00	0.37%	Commonwealth Bank of Australia	A-1+	7-Apr-21	1,503,162.74	541254	3,162.74	At Maturity	3499
31-Jan-22	1,500,000.00	0.38%	Commonwealth Bank of Australia	A-1+	8-Apr-21	1,503,232.60	541256	3,232.60	At Maturity	3500
1-Feb-22	1,000,000.00	3.60%	Westpac Group	A-1+	1-Feb-17	1,008,876.71	535538	8,876.71	Quarterly	2936
2-Feb-22	1,500,000.00	3.57%	Westpac Group	A-1+	2-Feb-17	1,513,204.11	535539	13,204.11	Quarterly	2937
7-Feb-22	500,000.00	0.38%	Westpac Group	A-1+	4-Feb-21	501,405.48	540927	1,405.48	At Maturity	3470
7-Feb-22	1,000,000.00	0.34%	ANZ Banking Group	A-1+	30-Apr-21	1,001,723.29	541297	1,723.29	At Maturity	3511
10-Feb-22	1,000,000.00	3.56%	Westpac Group	A-1+	10-Feb-17	1,008,095.34	535540	8,095.34	Quarterly	2938
14-Feb-22	1,500,000.00	0.37%	Commonwealth Bank of Australia	A-1+	4-May-21	1,502,752.19	541304	2,752.19	At Maturity	3512
15-Feb-22	1,500,000.00	3.75%	Bank of Queensland	A-2	15-Feb-17	1,539,914.38	535547	39,914.38	Annually	2939
21-Feb-22	1,000,000.00	0.32%	ANZ Banking Group	A-1+	5-May-21	1,001,578.08	541309	1,578.08	At Maturity	3514
22-Feb-22	2,000,000.00	3.64%	Westpac Group	A-1+	22-Feb-17	2,013,961.64	535541	13,961.64	Quarterly	2940
28-Feb-22	1,000,000.00	3.75%	Bank of Queensland	A-2	27-Feb-17	1,025,479.45	535483	25,479.45	Annually	2946
28-Feb-22	1,000,000.00	3.55%	Westpac Group	A-1+	28-Feb-17	1,006,127.40	535542	6,127.40	Quarterly	2950
1-Mar-22	1,000,000.00	3.58%	Westpac Group	A-1+	1-Mar-17	1,005,983.01	535543	5,983.01	Quarterly	2952
2-Mar-22	2,000,000.00	1.40%	Macquarie Bank	A-1	3-Mar-20	2,018,641.10	539519	18,641.10	Annually	3333
3-Mar-22	1,000,000.00	3.60%	Westpac Group	A-1+	3-Mar-17	1,005,819.18	535545	5,819.18	Quarterly	2954
7-Mar-22	2,000,000.00	0.35%	Macquarie Bank	A-1	18-Feb-21	2,004,909.59	540953	4,909.59	At Maturity	3477

Page 6 of 11.

Attachment 1

ORD01

Camden Council
Investment Holdings Report - October 2021



Term Deposits										
Maturity Date	Amount (\$)	Rate	Institution	Credit Rating	Purchase Date	Amount plus Accrued Int (\$)	Deal No.	Accrued Interest (\$)	Coupon Frequency	Reference
9-Mar-22	1,000,000.00	3.61%	Westpac Group	A-1+	9-Mar-17	1,005,241.92	535546	5,241.92	Quarterly	2956
9-Mar-22	3,000,000.00	0.38%	Westpac Group	A-1+	8-Mar-21	3,001,686.58	541092	1,686.58	Quarterly	3488
14-Mar-22	1,500,000.00	0.32%	ANZ Banking Group	A-1+	13-May-21	1,502,261.92	541328	2,261.92	At Maturity	3516
15-Mar-22	1,500,000.00	0.40%	Commonwealth Bank of Australia	A-1+	22-Apr-21	1,503,172.60	541279	3,172.60	At Maturity	3508
21-Mar-22	1,500,000.00	0.32%	ANZ Banking Group	A-1+	13-May-21	1,502,261.92	541329	2,261.92	At Maturity	3517
23-Mar-22	500,000.00	3.80%	Bank of Queensland	A-2	23-Mar-17	511,608.22	535485	11,608.22	Annually	2960
23-Mar-22	500,000.00	0.37%	Commonwealth Bank of Australia	A-1+	14-May-21	500,866.71	541333	866.71	At Maturity	3520
23-Mar-22	1,000,000.00	0.36%	Commonwealth Bank of Australia	A-1+	19-May-21	1,001,637.26	541352	1,637.26	At Maturity	3521
28-Mar-22	1,000,000.00	0.37%	Commonwealth Bank of Australia	A-1+	20-May-21	1,001,672.60	541355	1,672.60	At Maturity	3522
28-Mar-22	500,000.00	0.36%	Commonwealth Bank of Australia	A-1+	25-May-21	500,789.04	541365	789.04	At Maturity	3524
30-Mar-22	3,000,000.00	0.36%	Westpac Group	A-1+	31-Mar-21	3,000,946.85	541235	946.85	Quarterly	3496
30-Mar-22	1,000,000.00	0.36%	Commonwealth Bank of Australia	A-1+	26-May-21	1,001,568.22	541366	1,568.22	At Maturity	3525
4-Apr-22	500,000.00	0.36%	Commonwealth Bank of Australia	A-1+	27-May-21	500,779.18	541379	779.18	At Maturity	3526
4-Apr-22	1,000,000.00	0.43%	Commonwealth Bank of Australia	A-1+	9-Jun-21	1,001,708.22	541507	1,708.22	At Maturity	3535
6-Apr-22	500,000.00	0.32%	ANZ Banking Group	A-1+	9-Jun-21	500,635.62	541506	635.62	At Maturity	3534
6-Apr-22	500,000.00	0.42%	Commonwealth Bank of Australia	A-1+	10-Jun-21	500,828.49	541517	828.49	At Maturity	3536
11-Apr-22	1,500,000.00	0.40%	Commonwealth Bank of Australia	A-1+	12-Apr-21	1,503,336.99	541258	3,336.99	At Maturity	3502 Green
13-Apr-22	1,000,000.00	0.32%	ANZ Banking Group	A-1+	10-Jun-21	1,001,262.47	541518	1,262.47	At Maturity	3537
19-Apr-22	1,500,000.00	0.36%	National Australia Bank	A-1+	21-Apr-21	1,502,870.14	541274	2,870.14	At Maturity	3503
20-Apr-22	1,000,000.00	0.32%	ANZ Banking Group	A-1+	10-Jun-21	1,001,262.47	541519	1,262.47	At Maturity	3538
26-Apr-22	1,500,000.00	0.43%	Commonwealth Bank of Australia	A-1+	10-Jun-21	1,502,544.66	541521	2,544.66	At Maturity	3539
27-Apr-22	1,000,000.00	0.32%	ANZ Banking Group	A-1+	28-May-21	1,001,376.44	541416	1,376.44	At Maturity	3527
2-May-22	3,000,000.00	0.36%	Westpac Group	A-1+	22-Apr-21	3,000,295.89	541277	295.89	Quarterly	3506
2-May-22	1,500,000.00	0.31%	ANZ Banking Group	A-1+	11-Jun-21	1,501,821.78	541525	1,821.78	At Maturity	3540
4-May-22	1,000,000.00	3.60%	Bank of Queensland	A-2	8-May-17	1,017,260.27	535487	17,260.27	Annually	2971
9-May-22	1,500,000.00	0.32%	National Australia Bank	A-1+	15-Jun-21	1,501,827.95	541531	1,827.95	At Maturity	3541



Camden Council Investment Holdings Report - October 2021

Term Deposits										
Maturity Date	Amount (\$)	Rate	Institution	Credit Rating	Purchase Date	Amount plus Accrued Int (\$)	Deal No.	Accrued Interest (\$)	Coupon Frequency	Reference
11-May-22	1,000,000.00	0.39%	Commonwealth Bank of Australia	A-1+	17-Jun-21	1,001,463.84	541550	1,463.84	At Maturity	3543
16-May-22	1,500,000.00	0.38%	Commonwealth Bank of Australia	A-1+	16-Jun-21	1,502,155.07	541540	2,155.07	At Maturity	3542
18-May-22	1,000,000.00	0.33%	ANZ Banking Group	A-1+	18-Jun-21	1,001,229.59	541554	1,229.59	At Maturity	3544
23-May-22	500,000.00	0.35%	Westpac Group	A-1+	21-May-21	500,335.62	541357	335.62	Quarterly	3523
23-May-22	1,000,000.00	0.40%	Commonwealth Bank of Australia	A-1+	18-Jun-21	1,001,490.41	541555	1,490.41	At Maturity	3545
25-May-22	1,000,000.00	0.39%	Commonwealth Bank of Australia	A-1+	28-May-21	1,001,677.53	541424	1,677.53	At Maturity	3528
30-May-22	1,000,000.00	0.34%	ANZ Banking Group	A-1+	18-Jun-21	1,001,266.85	541556	1,266.85	At Maturity	3546
31-May-22	500,000.00	0.35%	Westpac Group	A-1+	31-May-21	500,297.26	541442	297.26	Quarterly	3531
1-Jun-22	500,000.00	0.32%	ANZ Banking Group	A-1+	22-Jun-21	500,578.63	541562	578.63	At Maturity	3548
1-Jun-22	1,000,000.00	0.35%	ANZ Banking Group	A-1+	28-Jun-21	1,001,208.22	541588	1,208.22	At Maturity	3553
6-Jun-22	1,500,000.00	0.32%	ANZ Banking Group	A-1+	23-Jun-21	1,501,722.74	541566	1,722.74	At Maturity	3550
8-Jun-22	1,000,000.00	0.36%	National Australia Bank	A-1+	28-Jun-21	1,001,242.74	541589	1,242.74	At Maturity	3554
14-Jun-22	500,000.00	0.36%	ANZ Banking Group	A-1+	28-Jun-21	500,621.37	541590	621.37	At Maturity	3555
14-Jun-22	1,000,000.00	0.40%	Commonwealth Bank of Australia	A-1+	6-Jul-21	1,001,293.15	541631	1,293.15	At Maturity	3561
20-Jun-22	3,000,000.00	0.40%	National Australia Bank	A-1+	30-Apr-21	3,006,082.19	541293	6,082.19	Annually	3510
20-Jun-22	1,500,000.00	0.35%	National Australia Bank	A-1+	21-Jun-21	1,501,913.01	541560	1,913.01	At Maturity	3547
22-Jun-22	1,000,000.00	0.42%	Commonwealth Bank of Australia	A-1+	23-Jun-21	1,001,507.40	541565	1,507.40	At Maturity	3549
22-Jun-22	2,000,000.00	0.44%	Commonwealth Bank of Australia	A-1+	28-Jun-21	2,003,037.81	541587	3,037.81	At Maturity	3552 Green
27-Jun-22	1,500,000.00	2.10%	Bank of Queensland	A-2	26-Jun-19	1,510,873.97	538082	10,873.97	Annually	3242
27-Jun-22	500,000.00	0.37%	National Australia Bank	A-1+	25-Jun-21	500,653.84	541586	653.84	At Maturity	3551
28-Jun-22	1,000,000.00	0.36%	Westpac Group	A-1+	2-Jul-21	1,000,266.30	541623	266.30	Quarterly	3557
29-Jun-22	2,000,000.00	0.36%	Westpac Group	A-1+	2-Jul-21	2,000,532.60	541624	532.60	Quarterly	3558
30-Jun-22	2,000,000.00	0.36%	Westpac Group	A-1+	2-Jul-21	2,000,532.60	541625	532.60	Quarterly	3559
4-Jul-22	1,000,000.00	0.36%	Westpac Group	A-1+	2-Jul-21	1,000,266.30	541626	266.30	Quarterly	3560
4-Jul-22	500,000.00	0.47%	Commonwealth Bank of Australia	A-1+	16-Jul-21	500,695.34	541661	695.34	At Maturity	3565
6-Jul-22	1,000,000.00	0.38%	National Australia Bank	A-1+	12-Jul-21	1,001,166.03	541647	1,166.03	At Maturity	3564

Page 8 of 11.

Attachment 1

ORD01

ORD01

Attachment 1

Camden Council
Investment Holdings Report - October 2021



Term Deposits										
Maturity Date	Amount (\$)	Rate	Institution	Credit Rating	Purchase Date	Amount plus Accrued Int (\$)	Deal No.	Accrued Interest (\$)	Coupon Frequency	Reference
11-Jul-22	1,500,000.00	0.41%	Commonwealth Bank of Australia	A-1+	21-Jul-21	1,501,735.48	541671	1,735.48	At Maturity	3566
13-Jul-22	1,000,000.00	0.39%	Commonwealth Bank of Australia	A-1+	22-Jul-21	1,001,089.86	541672	1,089.86	At Maturity	3567
18-Jul-22	500,000.00	0.37%	National Australia Bank	A-1+	26-Jul-21	500,496.71	541677	496.71	At Maturity	3568
18-Jul-22	1,000,000.00	0.36%	National Australia Bank	A-1+	29-Jul-21	1,000,936.99	541687	936.99	At Maturity	3571
18-Jul-22	1,000,000.00	0.27%	ANZ Banking Group	A-1+	5-Aug-21	1,000,650.96	541705	650.96	At Maturity	3575
20-Jul-22	1,500,000.00	0.41%	Commonwealth Bank of Australia	A-1+	11-Aug-21	1,501,381.64	541740	1,381.64	At Maturity	3578
25-Jul-22	2,000,000.00	0.38%	Commonwealth Bank of Australia	A-1+	28-Jul-21	2,001,998.90	541681	1,998.90	At Maturity	3569
27-Jul-22	3,000,000.00	0.40%	National Australia Bank	A-1+	28-Jul-21	3,003,156.16	541683	3,156.16	At Maturity	3570
29-Jul-22	2,500,000.00	0.32%	Commonwealth Bank of Australia	A-1+	2-Aug-21	2,501,994.52	541693	1,994.52	At Maturity	3572
3-Aug-22	1,000,000.00	0.31%	Westpac Group	A-1+	3-Aug-21	1,000,764.38	541699	764.38	Quarterly	3574
8-Aug-22	2,000,000.00	0.36%	National Australia Bank	A-1+	9-Aug-21	2,001,656.99	541723	1,656.99	At Maturity	3576
10-Aug-22	1,500,000.00	0.36%	National Australia Bank	A-1+	17-Aug-21	1,501,124.38	541748	1,124.38	At Maturity	3579
10-Aug-22	1,500,000.00	0.35%	National Australia Bank	A-1+	18-Aug-21	1,501,078.77	541754	1,078.77	At Maturity	3580
16-Aug-22	1,500,000.00	0.39%	Commonwealth Bank of Australia	A-1+	20-Aug-21	1,501,170.00	541765	1,170.00	At Maturity	3581
23-Aug-22	1,000,000.00	0.34%	National Australia Bank	A-1+	23-Aug-21	1,000,652.05	541768	652.05	At Maturity	3582
24-Aug-22	1,000,000.00	0.35%	National Australia Bank	A-1+	25-Aug-21	1,000,652.05	541777	652.05	At Maturity	3583
29-Aug-22	1,500,000.00	0.35%	National Australia Bank	A-1+	30-Aug-21	1,500,906.16	541794	906.16	At Maturity	3586
5-Sep-22	1,000,000.00	0.41%	Commonwealth Bank of Australia	A-1+	1-Sep-21	1,000,668.76	541808	668.76	SemiAnnually	3588
7-Sep-22	1,000,000.00	0.39%	Commonwealth Bank of Australia	A-1+	8-Sep-21	1,000,576.99	541870	576.99	At Maturity	3596
12-Sep-22	1,000,000.00	0.37%	National Australia Bank	A-1+	6-Sep-21	1,000,567.67	541854	567.67	At Maturity	3594
12-Sep-22	3,000,000.00	0.39%	Commonwealth Bank of Australia	A-1+	6-Sep-21	3,001,750.19	541853	1,750.19	SemiAnnually	3595
19-Sep-22	2,000,000.00	0.27%	ANZ Banking Group	A-1+	30-Aug-21	2,000,932.05	541795	932.05	At Maturity	3587
28-Sep-22	2,000,000.00	0.29%	ANZ Banking Group	A-1+	27-Aug-21	2,001,048.77	541787	1,048.77	Annually	3585
28-Sep-22	1,000,000.00	0.43%	Commonwealth Bank of Australia	A-1+	27-Aug-21	1,000,759.59	541788	759.59	SemiAnnually	3584
4-Oct-22	1,000,000.00	0.45%	Macquarie Bank	A-1	2-Sep-21	1,000,739.73	541826	739.73	Annually	3589
4-Oct-22	3,500,000.00	0.46%	Commonwealth Bank of Australia	A-1+	22-Apr-21	3,505,338.44	541278	5,338.44	SemiAnnually	3507



Camden Council Investment Holdings Report - October 2021

Term Deposits										
Maturity Date	Amount (\$)	Rate	Institution	Credit Rating	Purchase Date	Amount plus Accrued Int (\$)	Deal No.	Accrued Interest (\$)	Coupon Frequency	Reference
10-Oct-22	1,000,000.00	0.45%	Macquarie Bank	A-1	13-Sep-21	1,000,604.11	541895	604.11	At Maturity	3597
10-Oct-22	2,000,000.00	0.36%	Commonwealth Bank of Australia	A-1+	11-Oct-21	2,000,414.25	541984	414.25	At Maturity	3599
17-Oct-22	1,500,000.00	0.35%	Commonwealth Bank of Australia	A-1+	15-Sep-21	1,500,657.75	541902	657.75	SemiAnnually	3598
24-Oct-22	1,500,000.00	0.49%	Commonwealth Bank of Australia	A-1+	25-Oct-21	1,500,140.96	542008	140.96	At Maturity	3601
25-Oct-22	1,000,000.00	0.45%	Macquarie Bank	A-1	2-Sep-21	1,000,739.73	541827	739.73	Annually	3590
8-Nov-22	1,000,000.00	0.45%	Macquarie Bank	A+	2-Sep-21	1,000,739.73	541828	739.73	Annually	3591
14-Nov-22	500,000.00	0.47%	National Australia Bank	AA-	13-May-21	501,107.40	541331	1,107.40	Annually	3519
16-Nov-22	1,000,000.00	0.38%	Commonwealth Bank of Australia	AA-	13-Oct-21	1,000,190.66	541989	190.66	SemiAnnually	3600
22-Nov-22	1,000,000.00	0.45%	Macquarie Bank	A+	2-Sep-21	1,000,739.73	541829	739.73	Annually	3592
30-Nov-22	2,000,000.00	0.50%	National Australia Bank	AA-	31-May-21	2,004,219.18	541441	4,219.18	Annually	3530
5-Dec-22	1,500,000.00	0.40%	Westpac Group	AA-	9-Jun-21	1,500,871.23	541511	871.23	Quarterly	3533
6-Dec-22	1,000,000.00	0.45%	Macquarie Bank	A+	2-Sep-21	1,000,739.73	541830	739.73	Annually	3593
7-Dec-22	1,000,000.00	0.50%	National Australia Bank	AA-	8-Jun-21	1,002,000.00	541501	2,000.00	Annually	3532
25-Jan-23	2,000,000.00	0.55%	National Australia Bank	AA-	27-Jan-21	2,008,378.08	540890	8,378.08	Annually	3466
8-Feb-23	1,500,000.00	0.52%	National Australia Bank	AA-	11-Aug-21	1,501,752.33	541739	1,752.33	At Maturity	3577
6-Apr-23	1,500,000.00	0.47%	Westpac Group	AA-	8-Apr-21	1,500,463.56	541257	463.56	Quarterly	3501
3-May-23	1,500,000.00	0.62%	National Australia Bank	AA-	5-May-21	1,504,586.30	541306	4,586.30	At Maturity	3513
8-May-23	1,500,000.00	0.60%	National Australia Bank	AA-	10-May-21	1,504,315.07	541311	4,315.07	Annually	3515
10-May-23	1,000,000.00	0.60%	National Australia Bank	AA-	13-May-21	1,002,827.40	541330	2,827.40	Annually	3518
29-May-23	1,000,000.00	0.60%	National Australia Bank	AA-	28-May-21	1,002,580.82	541423	2,580.82	Annually	3529
10-Jul-23	500,000.00	0.65%	National Australia Bank	AA-	8-Jul-21	501,032.88	541635	1,032.88	Annually	3562
12-Jul-23	1,500,000.00	0.65%	National Australia Bank	AA-	12-Jul-21	1,502,991.78	541645	2,991.78	Annually	3563
2-Aug-23	1,500,000.00	0.65%	National Australia Bank	AA-	3-Aug-21	1,502,404.11	541698	2,404.11	Annually	3573
11-Dec-23	2,000,000.00	3.15%	National Australia Bank	AA-	19-Dec-18	2,054,369.86	537431	54,369.86	Annually	3070
18-Dec-23	4,500,000.00	3.15%	National Australia Bank	AA-	19-Dec-18	4,622,332.19	537432	122,332.19	Annually	3071
3-Jan-24	2,000,000.00	3.40%	Rabobank Australia	A+*	4-Jan-19	2,056,076.71	537443	56,076.71	Annually	3173

Page 10 of 11.

Attachment 1

ORD01

ORD01

Attachment 1

Camden Council
Investment Holdings Report - October 2021



Term Deposits										
Maturity Date	Amount (\$)	Rate	Institution	Credit Rating	Purchase Date	Amount plus Accrued Int (\$)	Deal No.	Accrued Interest (\$)	Coupon Frequency	Reference
28-Feb-24	1,000,000.00	3.20%	Rabobank Australia	A+*	28-Feb-19	1,021,742.47	537586	21,742.47	Annually	3189
4-Mar-24	1,200,000.00	3.20%	Rabobank Australia	A+*	4-Mar-19	1,225,459.73	537601	25,459.73	Annually	3192
27-Mar-24	1,000,000.00	3.00%	Rabobank Australia	A+*	29-Mar-19	1,017,835.62	537765	17,835.62	Annually	3200
24-Feb-25	500,000.00	0.80%	Westpac Group	AA-	24-Feb-21	500,756.16	540967	756.16	Quarterly	3481
	208,200,000.00					208,957,052.92		757,052.92		



**Investment Summary Report
November 2021**



Camden Council
Executive Summary - November 2021

Investment Holdings

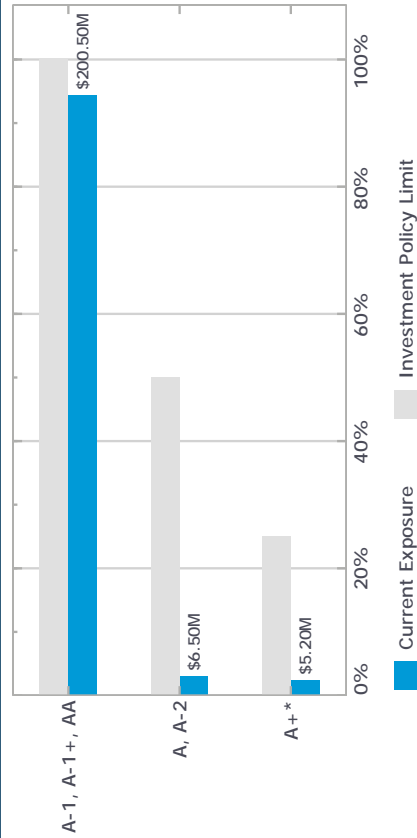
	Amount (\$)	Current Yield (%)
Cash	4,500,000.00	0.20
Term Deposit	207,700,000.00	0.79
	212,200,000.00	

Term to Maturity

	Amount (\$)	Policy Max
Between 0 and 1 Year	183,000,000	86% 100% a
Between 1 and 3 Years	28,700,000	14% 60% a
Between 3 and 5 Years	500,000	0% 30% a
	212,200,000	

Percentages in this report may not add up to 100% due to rounding

Total Credit Exposure



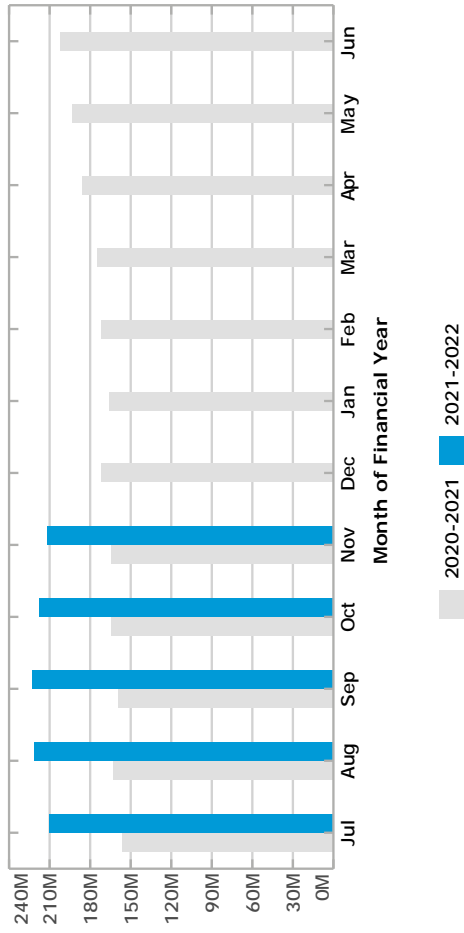
* Council's investment policy limits investments in foreign subsidiary banks which are monitored by APRA to a maximum 25% of the total portfolio

Sources of Funds

	Amount (\$)
Section 7.11 Developer Contributions	133,688,911
Restricted Grant Income	10,281,806
Externally Restricted Reserves	13,334,226
Internally Restricted Reserves	42,472,513
General Fund	12,422,544
Total Funds Invested	212,200,000

Council's investment portfolio has decreased by \$5.5m since the October reporting period. The decrease primarily relates to capital and operational expenditure during the month of November.

Investment Portfolio Balance



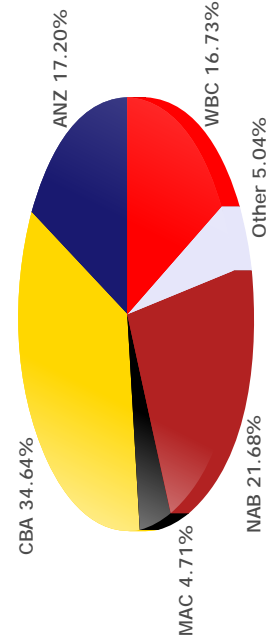
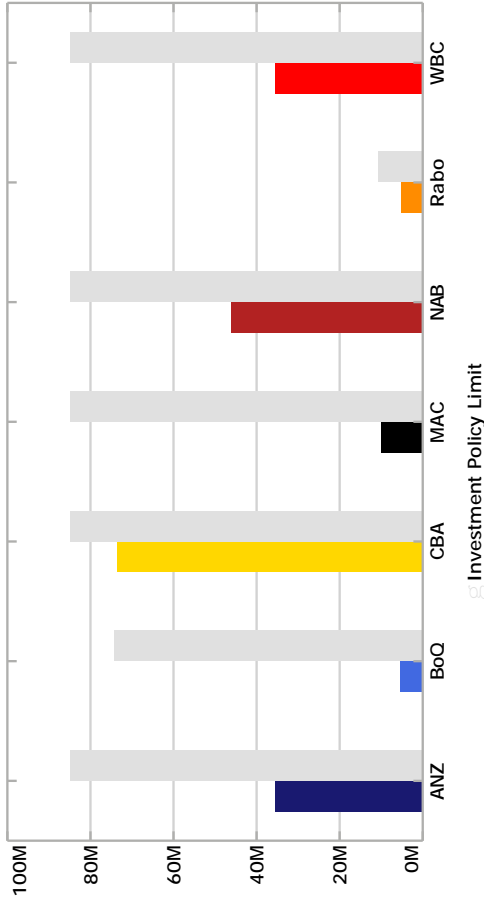


**Camden Council
Individual Institutional Exposures Report - November 2021**

Individual Institutional Exposures

Parent Group	Exposure (\$M)	Credit Rating	Policy Limit	Actual	Capacity
ANZ Group	36.50M	A-1+, AA-	40.00%	17.20%	48.38M
Bank of Queensland	5.50M	A-2, BBB+	35.00%	2.59%	68.77M
Commonwealth Bank of Australia	73.50M	A-1+, AA-	40.00%	34.64%	11.38M
Macquarie Bank	10.00M	A-1, A+	40.00%	4.71%	74.88M
National Australia Bank	46.00M	A-1+, AA-	40.00%	21.68%	38.88M
Rabobank Aus (Foreign Sub)	5.20M	A-1*, A+*	5.00%	2.45%	5.41M
Westpac Group	35.50M	A-1+, AA-	40.00%	16.73%	49.38M
	212.20M				

Individual Institutional Exposure Charts



*Council's investment policy limits investments in foreign subsidiary banks which are monitored by APRA to a maximum 5% of the total portfolio in any single entity

Council's portfolio is within its individual institutional investment policy limits.
 Council's portfolio is within its term to maturity investment policy limits.
 Council's portfolio complies with the NSW Ministerial Investment Order.



Interest Summary

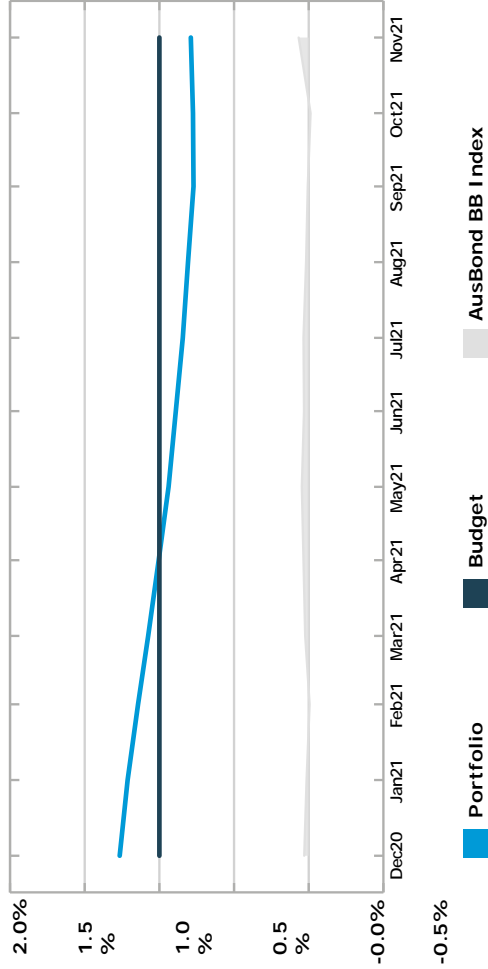
Interest Summary as of November 2021	
Number of Investments	151
Average Days to Maturity	230
Weighted Portfolio Yield	0.79%
CBA Call Account	0.20%
Highest Rate	3.80%
Lowest Rate	0.27%
Budget Rate	1.00%
Average BBSW (30 Day)	0.01%
Average BBSW (90 Day)	0.05%
Average BBSW (180 Day)	0.14%
Official Cash Rate	0.10%
AusBond Bank Bill Index	0.07%

Interest Received During the 2021/2022 Financial Year

	November	Cumulative	Original Budget	*Revised Budget
General Fund	\$46,603	\$231,090	\$700,000	\$700,000
Restricted	\$90,833	\$472,999	\$1,750,000	\$1,750,000
Total	\$137,436	\$704,089	\$2,450,000	\$2,450,000

* The Revised Budget is reviewed on a quarterly basis as part of the Budget Process

Investment Performance



Historical Performance Summary

	Portfolio	AusBond BB Index	Outperformance
Nov 2021	0.79%	0.07%	0.72%
Last 3 Months	0.78%	0.02%	0.76%
Last 6 Months	0.81%	0.02%	0.79%
Financial Year to Date	0.80%	0.02%	0.78%
Last 12 months	0.96%	0.02%	0.94%

Investment Performance

Council's portfolio returned 0.79%pa on a weighted average yield basis during November. This compares favourably with the Ausbond Bank Bill Index's return of 0.07% pa for the month.



**Camden Council
Investment Holdings Report - November 2021**

Cash Accounts										
Amount (\$)	Current Yield	Institution	Credit Rating	Amount (\$)	Deal No.	Reference				
4,500,000.00	0.20%	Commonwealth Bank of Australia	A-1+	4,500,000.00	535548					
4,500,000.00				4,500,000.00						
Term Deposits										
Maturity Date	Amount (\$)	Rate	Institution	Credit Rating	Purchase Date	Amount plus Accrued Int (\$)	Deal No.	Accrued Interest (\$)	Coupon Frequency	Reference
1-Dec-21	500,000.00	0.32%	ANZ Banking Group	A-1+	19-Feb-21	501,249.32	540956	1,249.32	At Maturity	3478
1-Dec-21	1,000,000.00	0.33%	ANZ Banking Group	A-1+	22-Feb-21	1,002,549.59	540959	2,549.59	At Maturity	3479
1-Dec-21	3,000,000.00	0.31%	ANZ Banking Group	A-1+	22-Apr-21	3,005,681.92	541276	5,681.92	At Maturity	3505
6-Dec-21	1,500,000.00	0.31%	ANZ Banking Group	A-1+	24-Feb-21	1,503,567.12	540966	3,567.12	At Maturity	3480
6-Dec-21	3,000,000.00	0.27%	ANZ Banking Group	A-1+	1-Jul-21	3,003,395.34	541608	3,395.34	At Maturity	3556
8-Dec-21	1,000,000.00	0.48%	Commonwealth Bank of Australia	A-1+	8-Dec-20	1,004,707.95	540686	4,707.95	At Maturity	3448 Green
13-Dec-21	1,000,000.00	0.31%	ANZ Banking Group	A-1+	25-Feb-21	1,002,369.59	540974	2,369.59	At Maturity	3482
13-Dec-21	1,000,000.00	0.36%	ANZ Banking Group	A-1+	26-Feb-21	1,002,741.92	540975	2,741.92	At Maturity	3484
15-Dec-21	1,000,000.00	0.34%	ANZ Banking Group	A-1+	2-Mar-21	1,002,552.33	540999	2,552.33	At Maturity	3486
20-Dec-21	2,000,000.00	0.35%	ANZ Banking Group	A-1+	1-Mar-21	2,005,273.97	540990	5,273.97	At Maturity	3485
22-Dec-21	1,000,000.00	0.32%	ANZ Banking Group	A-1+	8-Mar-21	1,002,349.59	541091	2,349.59	At Maturity	3487
4-Jan-22	500,000.00	0.32%	ANZ Banking Group	A-1+	11-Mar-21	501,161.64	541159	1,161.64	At Maturity	3489
4-Jan-22	1,000,000.00	0.38%	Commonwealth Bank of Australia	A-1+	25-Mar-21	1,002,613.15	541223	2,613.15	At Maturity	3492
5-Jan-22	1,000,000.00	0.38%	Commonwealth Bank of Australia	A-1+	26-Mar-21	1,002,602.74	541225	2,602.74	At Maturity	3493
10-Jan-22	3,000,000.00	0.45%	Commonwealth Bank of Australia	A-1+	26-Feb-21	3,010,282.19	540976	10,282.19	At Maturity	3483
10-Jan-22	500,000.00	0.31%	ANZ Banking Group	A-1+	30-Mar-21	501,044.66	541229	1,044.66	At Maturity	3494
10-Jan-22	1,500,000.00	0.36%	Commonwealth Bank of Australia	A-1+	7-Apr-21	1,503,521.10	541253	3,521.10	At Maturity	3498
12-Jan-22	1,000,000.00	0.38%	Commonwealth Bank of Australia	A-1+	24-Mar-21	1,002,623.56	541217	2,623.56	Annually	3491
17-Jan-22	1,000,000.00	0.40%	Commonwealth Bank of Australia	A-1+	31-Mar-21	1,002,684.93	541232	2,684.93	At Maturity	3495
19-Jan-22	2,000,000.00	0.37%	Commonwealth Bank of Australia	A-1+	6-Apr-21	2,004,845.48	541240	4,845.48	At Maturity	3497
24-Jan-22	1,500,000.00	0.37%	Commonwealth Bank of Australia	A-1+	7-Apr-21	1,503,618.90	541254	3,618.90	At Maturity	3499

ORD01

Attachment 2

Camden Council

Investment Holdings Report - November 2021



Term Deposits										
Maturity Date	Amount (\$)	Rate	Institution	Credit Rating	Purchase Date	Amount plus Accrued Int (\$)	Deal No.	Accrued Interest (\$)	Coupon Frequency	Reference
31-Jan-22	1,500,000.00	0.38%	Commonwealth Bank of Australia	A-1+	8-Apr-21	1,503,701.10	541256	3,701.10	At Maturity	3500
1-Feb-22	1,000,000.00	3.60%	Westpac Group	A-1+	1-Feb-17	1,002,958.90	535538	2,958.90	Quarterly	2936
2-Feb-22	1,500,000.00	3.57%	Westpac Group	A-1+	2-Feb-17	1,504,254.66	535539	4,254.66	Quarterly	2937
7-Feb-22	500,000.00	0.38%	Westpac Group	A-1+	4-Feb-21	501,561.64	540927	1,561.64	At Maturity	3470
7-Feb-22	1,000,000.00	0.34%	ANZ Banking Group	A-1+	30-Apr-21	1,002,002.74	541297	2,002.74	At Maturity	3511
9-Feb-22	1,000,000.00	3.56%	Westpac Group	A-1+	9-Feb-17	1,002,145.75	535540	2,145.75	Quarterly	2938
14-Feb-22	1,500,000.00	0.37%	Commonwealth Bank of Australia	A-1+	4-May-21	1,503,208.36	541304	3,208.36	At Maturity	3512
15-Feb-22	1,500,000.00	3.75%	Bank of Queensland	A-2	15-Feb-17	1,544,537.67	535547	44,537.67	Annually	2939
21-Feb-22	1,000,000.00	0.32%	ANZ Banking Group	A-1+	5-May-21	1,001,841.10	541309	1,841.10	At Maturity	3514
22-Feb-22	2,000,000.00	3.64%	Westpac Group	A-1+	22-Feb-17	2,001,795.07	535541	1,795.07	Quarterly	2940
28-Feb-22	1,000,000.00	3.75%	Bank of Queensland	A-2	27-Feb-17	1,028,561.64	535483	28,561.64	Annually	2946
28-Feb-22	1,000,000.00	3.55%	Westpac Group	A-1+	28-Feb-17	1,000,194.52	535542	194.52	Quarterly	2950
1-Mar-22	1,000,000.00	3.58%	Westpac Group	A-1+	1-Mar-17	1,008,925.48	535543	8,925.48	Quarterly	2952
2-Mar-22	2,000,000.00	1.40%	Macquarie Bank	A-1	3-Mar-20	2,020,942.47	539519	20,942.47	Annually	3333
3-Mar-22	1,000,000.00	3.60%	Westpac Group	A-1+	3-Mar-17	1,008,778.08	535545	8,778.08	Quarterly	2954
7-Mar-22	2,000,000.00	0.35%	Macquarie Bank	A-1	18-Feb-21	2,005,484.93	540953	5,484.93	At Maturity	3477
9-Mar-22	1,000,000.00	3.61%	Westpac Group	A-1+	9-Mar-17	1,008,209.04	535546	8,209.04	Quarterly	2956
9-Mar-22	3,000,000.00	0.38%	Westpac Group	A-1+	8-Mar-21	3,002,623.56	541092	2,623.56	Quarterly	3488
14-Mar-22	1,500,000.00	0.32%	ANZ Banking Group	A-1+	13-May-21	1,502,656.44	541328	2,656.44	At Maturity	3516
15-Mar-22	1,500,000.00	0.40%	Commonwealth Bank of Australia	A-1+	22-Apr-21	1,503,665.75	541279	3,665.75	At Maturity	3508
21-Mar-22	1,500,000.00	0.32%	ANZ Banking Group	A-1+	13-May-21	1,502,656.44	541329	2,656.44	At Maturity	3517
23-Mar-22	500,000.00	3.80%	Bank of Queensland	A-2	23-Mar-17	513,169.86	535485	13,169.86	Annually	2960
23-Mar-22	500,000.00	0.37%	Commonwealth Bank of Australia	A-1+	14-May-21	501,018.77	541333	1,018.77	At Maturity	3520
23-Mar-22	1,000,000.00	0.36%	Commonwealth Bank of Australia	A-1+	19-May-21	1,001,933.15	541352	1,933.15	At Maturity	3521
28-Mar-22	1,000,000.00	0.37%	Commonwealth Bank of Australia	A-1+	20-May-21	1,001,976.71	541355	1,976.71	At Maturity	3522
28-Mar-22	500,000.00	0.36%	Commonwealth Bank of Australia	A-1+	25-May-21	500,936.99	541365	936.99	At Maturity	3524



Camden Council Investment Holdings Report - November 2021

Term Deposits										
Maturity Date	Amount (\$)	Rate	Institution	Credit Rating	Purchase Date	Amount plus Accrued Int (\$)	Deal No.	Accrued Interest (\$)	Coupon Frequency	Reference
30-Mar-22	3,000,000.00	0.36%	Westpac Group	A-1+	31-Mar-21	3,001,834.52	541235	1,834.52	Quarterly	3496
30-Mar-22	1,000,000.00	0.36%	Commonwealth Bank of Australia	A-1+	26-May-21	1,001,864.11	541366	1,864.11	At Maturity	3525
4-Apr-22	500,000.00	0.36%	Commonwealth Bank of Australia	A-1+	27-May-21	500,927.12	541379	927.12	At Maturity	3526
4-Apr-22	1,000,000.00	0.43%	Commonwealth Bank of Australia	A-1+	9-Jun-21	1,002,061.64	541507	2,061.64	At Maturity	3535
6-Apr-22	500,000.00	0.32%	ANZ Banking Group	A-1+	9-Jun-21	500,767.12	541506	767.12	At Maturity	3534
6-Apr-22	500,000.00	0.42%	Commonwealth Bank of Australia	A-1+	10-Jun-21	501,001.10	541517	1,001.10	At Maturity	3536
11-Apr-22	1,500,000.00	0.40%	Commonwealth Bank of Australia	A-1+	12-Apr-21	1,503,830.14	541258	3,830.14	At Maturity	3502 Green
13-Apr-22	1,000,000.00	0.32%	ANZ Banking Group	A-1+	10-Jun-21	1,001,525.48	541518	1,525.48	At Maturity	3537
19-Apr-22	1,500,000.00	0.36%	National Australia Bank	A-1+	21-Apr-21	1,503,313.97	541274	3,313.97	At Maturity	3503
20-Apr-22	1,000,000.00	0.32%	ANZ Banking Group	A-1+	10-Jun-21	1,001,525.48	541519	1,525.48	At Maturity	3538
26-Apr-22	1,500,000.00	0.43%	Commonwealth Bank of Australia	A-1+	10-Jun-21	1,503,074.79	541521	3,074.79	At Maturity	3539
27-Apr-22	1,000,000.00	0.32%	ANZ Banking Group	A-1+	28-May-21	1,001,639.45	541416	1,639.45	At Maturity	3527
2-May-22	3,000,000.00	0.36%	Westpac Group	A-1+	22-Apr-21	3,001,183.56	541277	1,183.56	Quarterly	3506
2-May-22	1,500,000.00	0.31%	ANZ Banking Group	A-1+	11-Jun-21	1,502,203.97	541525	2,203.97	At Maturity	3540
4-May-22	1,000,000.00	3.60%	Bank of Queensland	A-2	8-May-17	1,020,219.18	535487	20,219.18	Annually	2971
9-May-22	1,500,000.00	0.32%	National Australia Bank	A-1+	15-Jun-21	1,502,222.47	541531	2,222.47	At Maturity	3541
11-May-22	1,000,000.00	0.39%	Commonwealth Bank of Australia	A-1+	17-Jun-21	1,001,784.38	541550	1,784.38	At Maturity	3543
16-May-22	1,500,000.00	0.38%	Commonwealth Bank of Australia	A-1+	16-Jun-21	1,502,623.56	541540	2,623.56	At Maturity	3542
18-May-22	1,000,000.00	0.33%	ANZ Banking Group	A-1+	18-Jun-21	1,001,500.82	541554	1,500.82	At Maturity	3544
23-May-22	500,000.00	0.35%	Westpac Group	A-1+	21-May-21	500,043.15	541357	43.15	Quarterly	3523
23-May-22	1,000,000.00	0.40%	Commonwealth Bank of Australia	A-1+	18-Jun-21	1,001,819.18	541555	1,819.18	At Maturity	3545
25-May-22	1,000,000.00	0.39%	Commonwealth Bank of Australia	A-1+	28-May-21	1,001,998.08	541424	1,998.08	At Maturity	3528
30-May-22	1,000,000.00	0.34%	ANZ Banking Group	A-1+	18-Jun-21	1,001,546.30	541556	1,546.30	At Maturity	3546
31-May-22	500,000.00	0.35%	Westpac Group	A-1+	31-May-21	500,004.79	541442	4.79	Quarterly	3531
1-Jun-22	500,000.00	0.32%	ANZ Banking Group	A-1+	22-Jun-21	500,710.14	541562	710.14	At Maturity	3548
1-Jun-22	1,000,000.00	0.35%	ANZ Banking Group	A-1+	28-Jun-21	1,001,495.89	541588	1,495.89	At Maturity	3553

Page 7 of 11.

Attachment 2

ORD01



Camden Council
Investment Holdings Report - November 2021

Term Deposits										
Maturity Date	Amount (\$)	Rate	Institution	Credit Rating	Purchase Date	Amount plus Accrued Int (\$)	Deal No.	Accrued Interest (\$)	Coupon Frequency	Reference
6-Jun-22	1,500,000.00	0.32%	ANZ Banking Group	A-1+	23-Jun-21	1,502,117.26	541566	2,117.26	At Maturity	3550
8-Jun-22	1,000,000.00	0.36%	National Australia Bank	A-1+	28-Jun-21	1,001,538.63	541589	1,538.63	At Maturity	3554
14-Jun-22	500,000.00	0.36%	ANZ Banking Group	A-1+	28-Jun-21	500,769.32	541590	769.32	At Maturity	3555
14-Jun-22	1,000,000.00	0.40%	Commonwealth Bank of Australia	A-1+	6-Jul-21	1,001,621.92	541631	1,621.92	At Maturity	3561
20-Jun-22	3,000,000.00	0.40%	National Australia Bank	A-1+	30-Apr-21	3,007,068.49	541293	7,068.49	Annually	3510
20-Jun-22	1,500,000.00	0.35%	National Australia Bank	A-1+	21-Jun-21	1,502,344.52	541560	2,344.52	At Maturity	3547
22-Jun-22	1,000,000.00	0.42%	Commonwealth Bank of Australia	A-1+	23-Jun-21	1,001,852.60	541565	1,852.60	At Maturity	3549
22-Jun-22	2,000,000.00	0.44%	Commonwealth Bank of Australia	A-1+	28-Jun-21	2,003,761.10	541587	3,761.10	At Maturity	3552 Green
27-Jun-22	1,500,000.00	2.10%	Bank of Queensland	A-2	26-Jun-19	1,513,463.01	538082	13,463.01	Annually	3242
27-Jun-22	500,000.00	0.37%	National Australia Bank	A-1+	25-Jun-21	500,805.89	541586	805.89	At Maturity	3551
28-Jun-22	1,000,000.00	0.36%	Westpac Group	A-1+	2-Jul-21	1,000,562.19	541623	562.19	Quarterly	3557
29-Jun-22	2,000,000.00	0.36%	Westpac Group	A-1+	2-Jul-21	2,001,124.38	541624	1,124.38	Quarterly	3558
30-Jun-22	2,000,000.00	0.36%	Westpac Group	A-1+	2-Jul-21	2,001,124.38	541625	1,124.38	Quarterly	3559
4-Jul-22	1,000,000.00	0.36%	Westpac Group	A-1+	2-Jul-21	1,000,562.19	541626	562.19	Quarterly	3560
4-Jul-22	500,000.00	0.47%	Commonwealth Bank of Australia	A-1+	16-Jul-21	500,888.49	541661	888.49	At Maturity	3565
6-Jul-22	1,000,000.00	0.38%	National Australia Bank	A-1+	12-Jul-21	1,001,478.36	541647	1,478.36	At Maturity	3564
11-Jul-22	1,500,000.00	0.41%	Commonwealth Bank of Australia	A-1+	21-Jul-21	1,502,240.96	541671	2,240.96	At Maturity	3566
13-Jul-22	1,000,000.00	0.39%	Commonwealth Bank of Australia	A-1+	22-Jul-21	1,001,410.41	541672	1,410.41	At Maturity	3567
18-Jul-22	500,000.00	0.37%	National Australia Bank	A-1+	26-Jul-21	500,648.77	541677	648.77	At Maturity	3568
18-Jul-22	1,000,000.00	0.36%	National Australia Bank	A-1+	29-Jul-21	1,001,232.88	541687	1,232.88	At Maturity	3571
18-Jul-22	1,000,000.00	0.27%	ANZ Banking Group	A-1+	5-Aug-21	1,000,872.88	541705	872.88	At Maturity	3575
20-Jul-22	1,500,000.00	0.41%	Commonwealth Bank of Australia	A-1+	11-Aug-21	1,501,887.12	541740	1,887.12	At Maturity	3578
25-Jul-22	2,000,000.00	0.38%	Commonwealth Bank of Australia	A-1+	28-Jul-21	2,002,623.56	541681	2,623.56	At Maturity	3569
27-Jul-22	3,000,000.00	0.40%	National Australia Bank	A-1+	28-Jul-21	3,004,142.47	541683	4,142.47	At Maturity	3570
29-Jul-22	2,500,000.00	0.32%	Commonwealth Bank of Australia	A-1+	2-Aug-21	2,502,652.05	541693	2,652.05	At Maturity	3572
3-Aug-22	1,000,000.00	0.31%	Westpac Group	A-1+	3-Aug-21	1,000,237.81	541699	237.81	Quarterly	3574



**Camden Council
Investment Holdings Report - November 2021**

Term Deposits										
Maturity Date	Amount (\$)	Rate	Institution	Credit Rating	Purchase Date	Amount plus Accrued Int (\$)	Deal No.	Accrued Interest (\$)	Coupon Frequency	Reference
8-Aug-22	2,000,000.00	0.36%	National Australia Bank	A-1+	9-Aug-21	2,002,248.77	541723	2,248.77	At Maturity	3576
10-Aug-22	1,500,000.00	0.36%	National Australia Bank	A-1+	17-Aug-21	1,501,568.22	541748	1,568.22	At Maturity	3579
10-Aug-22	1,500,000.00	0.35%	National Australia Bank	A-1+	18-Aug-21	1,501,510.27	541754	1,510.27	At Maturity	3580
16-Aug-22	1,500,000.00	0.39%	Commonwealth Bank of Australia	A-1+	20-Aug-21	1,501,650.82	541765	1,650.82	At Maturity	3581
23-Aug-22	1,000,000.00	0.34%	National Australia Bank	A-1+	23-Aug-21	1,000,931.51	541768	931.51	At Maturity	3582
24-Aug-22	1,000,000.00	0.35%	National Australia Bank	A-1+	25-Aug-21	1,000,939.73	541777	939.73	At Maturity	3583
29-Aug-22	1,500,000.00	0.35%	National Australia Bank	A-1+	30-Aug-21	1,501,337.67	541794	1,337.67	At Maturity	3586
5-Sep-22	1,000,000.00	0.41%	Commonwealth Bank of Australia	A-1+	1-Sep-21	1,000,997.66	541808	997.66	SemiAnnually	3588
7-Sep-22	1,000,000.00	0.39%	Commonwealth Bank of Australia	A-1+	8-Sep-21	1,000,897.53	541870	897.53	At Maturity	3596
12-Sep-22	1,000,000.00	0.37%	National Australia Bank	A-1+	6-Sep-21	1,000,871.78	541854	871.78	At Maturity	3594
12-Sep-22	3,000,000.00	0.39%	Commonwealth Bank of Australia	A-1+	6-Sep-21	3,002,687.79	541853	2,687.79	SemiAnnually	3595
19-Sep-22	2,000,000.00	0.27%	ANZ Banking Group	A-1+	30-Aug-21	2,001,375.89	541795	1,375.89	At Maturity	3587
28-Sep-22	2,000,000.00	0.29%	ANZ Banking Group	A-1+	27-Aug-21	2,001,525.48	541787	1,525.48	Annually	3585
28-Sep-22	1,000,000.00	0.43%	Commonwealth Bank of Australia	A-1+	27-Aug-21	1,001,104.86	541788	1,104.86	SemiAnnually	3584
4-Oct-22	1,000,000.00	0.45%	Macquarie Bank	A-1	2-Sep-21	1,001,109.59	541826	1,109.59	Annually	3589
4-Oct-22	3,500,000.00	0.46%	Commonwealth Bank of Australia	A-1+	22-Apr-21	3,506,640.49	541278	6,640.49	SemiAnnually	3507
10-Oct-22	1,000,000.00	0.45%	Macquarie Bank	A-1	13-Sep-21	1,000,973.97	541895	973.97	At Maturity	3597
10-Oct-22	2,000,000.00	0.36%	Commonwealth Bank of Australia	A-1+	11-Oct-21	2,001,006.03	541984	1,006.03	At Maturity	3599
17-Oct-22	1,500,000.00	0.57%	Commonwealth Bank of Australia	A-1+	15-Nov-21	1,500,374.79	542086	374.79	At Maturity	3604
17-Oct-22	1,500,000.00	0.35%	Commonwealth Bank of Australia	A-1+	15-Sep-21	1,501,077.60	541902	1,077.60	SemiAnnually	3598
24-Oct-22	1,500,000.00	0.49%	Commonwealth Bank of Australia	A-1+	25-Oct-21	1,500,745.07	542008	745.07	At Maturity	3601
25-Oct-22	1,000,000.00	0.45%	Macquarie Bank	A-1	2-Sep-21	1,001,109.59	541827	1,109.59	Annually	3590
7-Nov-22	1,000,000.00	0.53%	Commonwealth Bank of Australia	A-1+	8-Nov-21	1,000,333.97	542046	333.97	At Maturity	3602
8-Nov-22	1,000,000.00	0.45%	Macquarie Bank	A-1	2-Sep-21	1,001,109.59	541828	1,109.59	Annually	3591
9-Nov-22	2,000,000.00	0.54%	Commonwealth Bank of Australia	A-1+	10-Nov-21	2,000,621.37	542057	621.37	At Maturity	3603
14-Nov-22	500,000.00	0.47%	National Australia Bank	A-1+	13-May-21	501,300.55	541331	1,300.55	Annually	3519



Camden Council
Investment Holdings Report - November 2021

Term Deposits										
Maturity Date	Amount (\$)	Rate	Institution	Credit Rating	Purchase Date	Amount plus Accrued Int (\$)	Deal No.	Accrued Interest (\$)	Coupon Frequency	Reference
16-Nov-22	1,500,000.00	0.64%	Commonwealth Bank of Australia	A-1+	17-Nov-21	1,500,368.22	542098	368.22	At Maturity	3605
16-Nov-22	1,000,000.00	0.38%	Commonwealth Bank of Australia	A-1+	13-Oct-21	1,000,491.70	541989	491.70	SemiAnnually	3600
21-Nov-22	2,000,000.00	0.59%	Commonwealth Bank of Australia	A-1+	23-Nov-21	2,000,258.63	542109	258.63	At Maturity	3606
22-Nov-22	1,000,000.00	0.45%	Macquarie Bank	A-1	2-Sep-21	1,001,109.59	541829	1,109.59	Annually	3592
23-Nov-22	5,000,000.00	0.54%	Westpac Group	A-1+	30-Nov-21	5,000,073.97	542141	73.97	Quarterly	3607
30-Nov-22	2,000,000.00	0.50%	National Australia Bank	A-1+	31-May-21	2,005,041.10	541441	5,041.10	Annually	3530
5-Dec-22	1,500,000.00	0.40%	Westpac Group	AA-	9-Jun-21	1,501,364.38	541511	1,364.38	Quarterly	3533
6-Dec-22	1,000,000.00	0.45%	Macquarie Bank	A+	2-Sep-21	1,001,109.59	541830	1,109.59	Annually	3593
7-Dec-22	1,000,000.00	0.50%	National Australia Bank	AA-	8-Jun-21	1,002,410.96	541501	2,410.96	Annually	3532
25-Jan-23	2,000,000.00	0.55%	National Australia Bank	AA-	27-Jan-21	2,009,282.19	540890	9,282.19	Annually	3466
8-Feb-23	1,500,000.00	0.52%	National Australia Bank	AA-	11-Aug-21	1,502,393.42	541739	2,393.42	At Maturity	3577
6-Apr-23	1,500,000.00	0.47%	Westpac Group	AA-	8-Apr-21	1,501,043.01	541257	1,043.01	Quarterly	3501
3-May-23	1,500,000.00	0.62%	National Australia Bank	AA-	5-May-21	1,505,350.68	541306	5,350.68	At Maturity	3513
8-May-23	1,500,000.00	0.60%	National Australia Bank	AA-	10-May-21	1,505,054.79	541311	5,054.79	Annually	3515
10-May-23	1,000,000.00	0.60%	National Australia Bank	AA-	13-May-21	1,003,320.55	541330	3,320.55	Annually	3518
29-May-23	1,000,000.00	0.60%	National Australia Bank	AA-	28-May-21	1,003,073.97	541423	3,073.97	Annually	3529
10-Jul-23	500,000.00	0.65%	National Australia Bank	AA-	8-Jul-21	501,300.00	541635	1,300.00	Annually	3562
12-Jul-23	1,500,000.00	0.65%	National Australia Bank	AA-	12-Jul-21	1,503,793.15	541645	3,793.15	Annually	3563
2-Aug-23	1,500,000.00	0.65%	National Australia Bank	AA-	3-Aug-21	1,503,205.48	541698	3,205.48	Annually	3573
11-Dec-23	2,000,000.00	3.15%	National Australia Bank	AA-	19-Dec-18	2,059,547.95	537431	59,547.95	Annually	3070
18-Dec-23	4,500,000.00	3.15%	National Australia Bank	AA-	19-Dec-18	4,633,982.88	537432	133,982.88	Annually	3071
3-Jan-24	2,000,000.00	3.40%	Rabobank Australia	A+*	4-Jan-19	2,061,665.75	537443	61,665.75	Annually	3173
28-Feb-24	1,000,000.00	3.20%	Rabobank Australia	A+*	28-Feb-19	1,024,372.60	537586	24,372.60	Annually	3189
4-Mar-24	1,200,000.00	3.20%	Rabobank Australia	A+*	4-Mar-19	1,228,615.89	537601	28,615.89	Annually	3192
27-Mar-24	1,000,000.00	3.00%	Rabobank Australia	A+*	29-Mar-19	1,020,301.37	537765	20,301.37	Annually	3200
24-Feb-25	500,000.00	0.80%	Westpac Group	AA-	24-Feb-21	500,076.71	540967	76.71	Quarterly	3481



Camden Council
Investment Holdings Report - November 2021

Term Deposits										
Maturity Date	Amount (\$)	Rate	Institution	Credit Rating	Purchase Date	Amount plus Accrued Int (\$)	Deal No.	Accrued Interest (\$)	Coupon Frequency	Reference
	207,700,000.00					208,487,588.96		787,588.96		

ORD01

Attachment 3



**Investment Summary Report
December 2021**



Camden Council
Executive Summary - December 2021

Investment Holdings

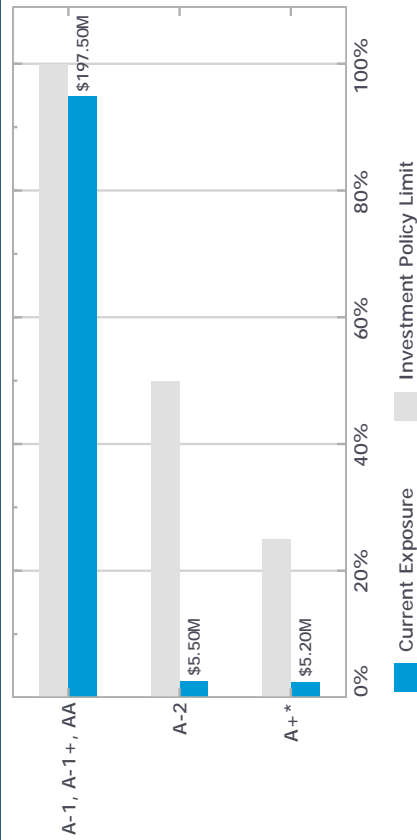
	Amount (\$)	Current Yield (%)
Cash	4,500,000.00	0.20
Term Deposit	203,700,000.00	0.80
Total	208,200,000.00	

Term to Maturity

	Amount (\$)	Policy Max
Between 0 and 1 Year	182,500,000	88%
Between 1 and 3 Years	25,200,000	12%
Between 3 and 5 Years	500,000	0%
Total	208,200,000	30%

Percentages in this report may not add up to 100% due to rounding

Total Credit Exposure



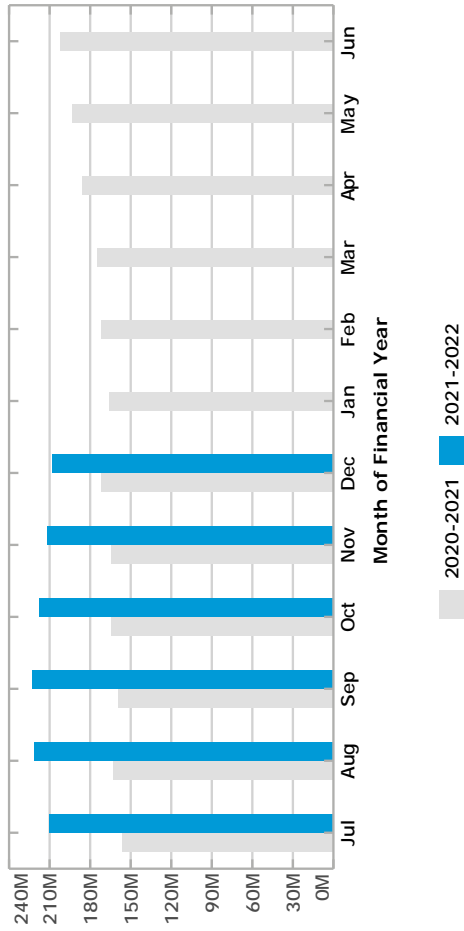
* Council's investment policy limits investments in foreign subsidiary banks which are monitored by APRA to a maximum 25% of the total portfolio

Sources of Funds

	Amount (\$)
Section 7.11 Developer Contributions	134,157,804
Restricted Grant Income	10,117,997
Externally Restricted Reserves	13,479,234
Internally Restricted Reserves	41,017,279
General Fund	9,427,686
Total Funds Invested	208,200,000

Council's investment portfolio has decreased by \$4m since the November reporting period. The decrease primarily relates to capital and operational expenditure during the month of December.

Investment Portfolio Balance

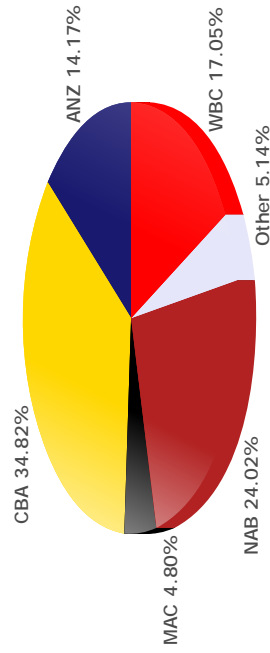
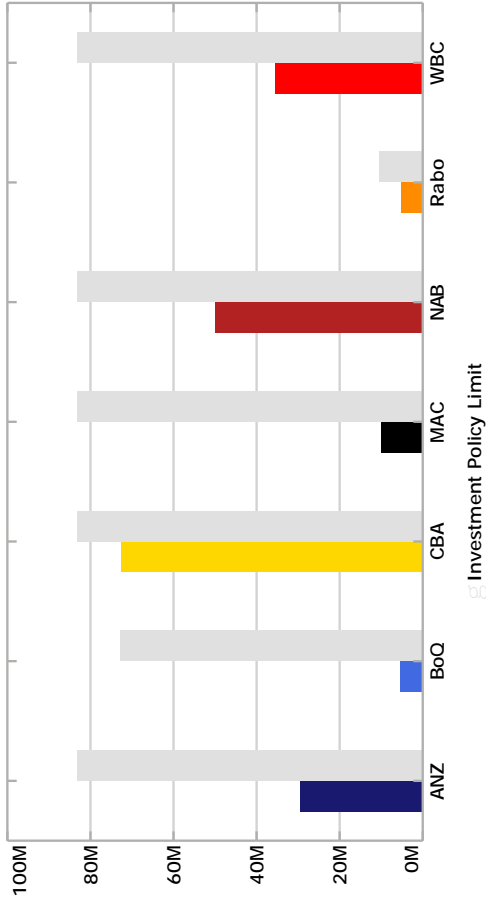




Camden Council
Individual Institutional Exposures Report - December 2021

Individual Institutional Exposures

Parent Group	Exposure (\$M)	Credit Rating	Policy Limit	Actual	Capacity
ANZ Group	29.50M	A-1+, AA-	40.00%	14.17%	52.58M
Bank of Queensland	5.50M	A-2, BBB+	35.00%	2.64%	66.32M
Commonwealth Bank of Australia	72.50M	A-1+, AA-	40.00%	34.82%	9.58M
Macquarie Bank	10.00M	A-1, A+	40.00%	4.80%	72.08M
National Australia Bank	50.00M	A-1+, AA-	40.00%	24.02%	32.08M
Rabobank Aus (Foreign Sub)	5.20M	A-1*, A+*	5.00%	2.50%	5.06M
Westpac Group	35.50M	A-1+, AA-	40.00%	17.05%	46.58M
	208.20M				



*Council's investment policy limits investments in foreign subsidiary banks which are monitored by APRA to a maximum 5% of the total portfolio in any single entity

Council's portfolio is within its individual institutional investment policy limits.
 Council's portfolio is within its term to maturity investment policy limits.
 Council's portfolio complies with the NSW Ministerial Investment Order.

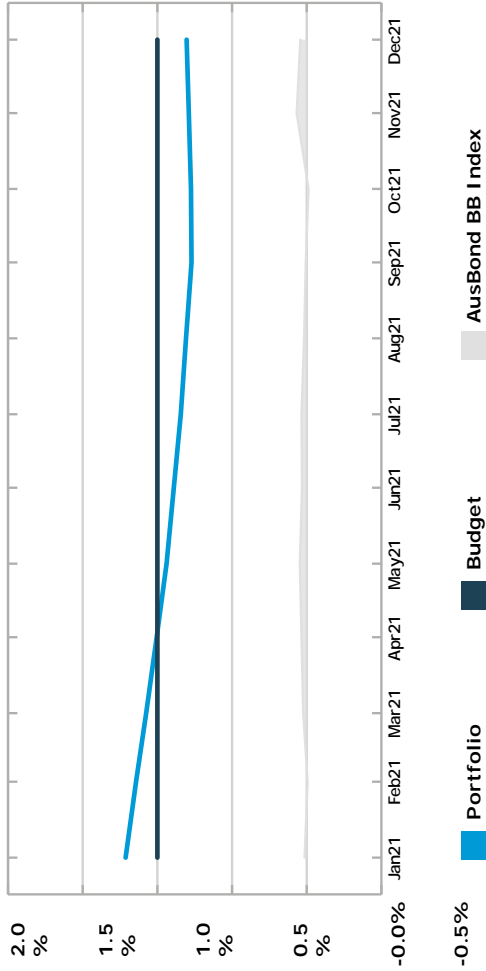


**Camden Council
Performance Summary - December 2021**

Interest Summary

Interest Summary as of December 2021	
Number of Investments	143
Average Days to Maturity	216
Weighted Portfolio Yield	0.80%
CBA Call Account	0.20%
Highest Rate	3.80%
Lowest Rate	0.27%
Budget Rate	1.00%
Average BBSW (30 Day)	0.01%
Average BBSW (90 Day)	0.06%
Average BBSW (180 Day)	0.19%
Official Cash Rate	0.10%
AusBond Bank Bill Index	0.04%

Investment Performance



Interest Received During the 2021/2022 Financial Year

	December	Cumulative	Original Budget	*Revised Budget
General Fund	\$38,209	\$269,299	\$700,000	\$700,000
Restricted	\$98,341	\$571,340	\$1,750,000	\$1,750,000
Total	\$136,550	\$840,639	\$2,450,000	\$2,450,000

* The Revised Budget is reviewed on a quarterly basis as part of the Budget Process

Historical Performance Summary

	Portfolio	AusBond BB Index	Outperformance
Dec 2021	0.80%	0.04%	0.76%
Last 3 Months	0.79%	0.03%	0.76%
Last 6 Months	0.80%	0.03%	0.77%
Financial Year to Date	0.80%	0.03%	0.77%
Last 12 months	0.92%	0.03%	0.89%

Investment Performance

Council's portfolio returned 0.80%pa on a weighted average yield basis during December. This compares favourably with the Ausbond Bank Bill Index's return of 0.04% pa for the month.



**Camden Council
Investment Holdings Report - December 2021**

Cash Accounts						
Amount (\$)	Current Yield	Institution	Credit Rating	Purchase Date	Amount plus Accrued Int (\$)	Deal No.
4,500,000.00	0.20%	Commonwealth Bank of Australia	A-1+		4,500,000.00	535548
4,500,000.00					4,500,000.00	

Term Deposits										
Maturity Date	Amount (\$)	Rate	Institution	Credit Rating	Purchase Date	Amount plus Accrued Int (\$)	Deal No.	Accrued Interest (\$)	Coupon Frequency	Reference
4-Jan-22	500,000.00	0.32%	ANZ Banking Group	A-1+	11-Mar-21	501,297.53	541159	1,297.53	At Maturity	3489
4-Jan-22	1,000,000.00	0.38%	Commonwealth Bank of Australia	A-1+	25-Mar-21	1,002,935.89	541223	2,935.89	At Maturity	3492
5-Jan-22	1,000,000.00	0.38%	Commonwealth Bank of Australia	A-1+	26-Mar-21	1,002,925.48	541225	2,925.48	At Maturity	3493
10-Jan-22	3,000,000.00	0.45%	Commonwealth Bank of Australia	A-1+	26-Feb-21	3,011,428.77	540976	11,428.77	At Maturity	3483
10-Jan-22	500,000.00	0.31%	ANZ Banking Group	A-1+	30-Mar-21	501,176.30	541229	1,176.30	At Maturity	3494
10-Jan-22	1,500,000.00	0.36%	Commonwealth Bank of Australia	A-1+	7-Apr-21	1,503,979.73	541253	3,979.73	At Maturity	3498
12-Jan-22	1,000,000.00	0.38%	Commonwealth Bank of Australia	A-1+	24-Mar-21	1,002,946.30	541217	2,946.30	Annually	3491
17-Jan-22	1,000,000.00	0.40%	Commonwealth Bank of Australia	A-1+	31-Mar-21	1,003,024.66	541232	3,024.66	At Maturity	3495
19-Jan-22	2,000,000.00	0.37%	Commonwealth Bank of Australia	A-1+	6-Apr-21	2,005,473.97	541240	5,473.97	At Maturity	3497
24-Jan-22	1,500,000.00	0.37%	Commonwealth Bank of Australia	A-1+	7-Apr-21	1,504,090.27	541254	4,090.27	At Maturity	3499
31-Jan-22	1,500,000.00	0.38%	Commonwealth Bank of Australia	A-1+	8-Apr-21	1,504,185.21	541256	4,185.21	At Maturity	3500
1-Feb-22	1,000,000.00	3.60%	Westpac Group	A-1+	1-Feb-17	1,006,016.44	535538	6,016.44	Quarterly	2936
2-Feb-22	1,500,000.00	3.57%	Westpac Group	A-1+	2-Feb-17	1,508,802.74	535539	8,802.74	Quarterly	2937
7-Feb-22	500,000.00	0.38%	Westpac Group	A-1+	4-Feb-21	501,723.01	540927	1,723.01	At Maturity	3470
7-Feb-22	1,000,000.00	0.34%	ANZ Banking Group	A-1+	30-Apr-21	1,002,291.51	541297	2,291.51	At Maturity	3511
9-Feb-22	1,000,000.00	3.56%	Westpac Group	A-1+	9-Feb-17	1,005,169.32	535540	5,169.32	Quarterly	2938
14-Feb-22	1,500,000.00	0.37%	Commonwealth Bank of Australia	A-1+	4-May-21	1,503,679.73	541304	3,679.73	At Maturity	3512
15-Feb-22	1,500,000.00	3.75%	Bank of Queensland	A-2	15-Feb-17	1,549,315.07	535547	49,315.07	Annually	2939
21-Feb-22	1,000,000.00	0.32%	ANZ Banking Group	A-1+	5-May-21	1,002,112.88	541309	2,112.88	At Maturity	3514
22-Feb-22	2,000,000.00	3.64%	Westpac Group	A-1+	22-Feb-17	2,007,978.08	535541	7,978.08	Quarterly	2940
28-Feb-22	1,000,000.00	3.75%	Bank of Queensland	A-2	27-Feb-17	1,031,746.58	535483	31,746.58	Annually	2946



Camden Council Investment Holdings Report - December 2021

Term Deposits										
Maturity Date	Amount (\$)	Rate	Institution	Credit Rating	Purchase Date	Amount plus Accrued Int (\$)	Deal No.	Accrued Interest (\$)	Coupon Frequency	Reference
28-Feb-22	1,000,000.00	3.55%	Westpac Group	A-1+	28-Feb-17	1,003,209.59	535542	3,209.59	Quarterly	2950
1-Mar-22	1,000,000.00	3.58%	Westpac Group	A-1+	1-Mar-17	1,003,040.55	535543	3,040.55	Quarterly	2952
2-Mar-22	2,000,000.00	1.40%	Macquarie Bank	A-1	3-Mar-20	2,023,320.55	539519	23,320.55	Annually	3333
3-Mar-22	1,000,000.00	3.60%	Westpac Group	A-1+	3-Mar-17	1,002,860.27	535545	2,860.27	Quarterly	2954
7-Mar-22	2,000,000.00	0.35%	Macquarie Bank	A-1	18-Feb-21	2,006,079.45	540953	6,079.45	At Maturity	3477
9-Mar-22	1,000,000.00	3.61%	Westpac Group	A-1+	9-Mar-17	1,002,274.79	535546	2,274.79	Quarterly	2956
9-Mar-22	3,000,000.00	0.38%	Westpac Group	A-1+	8-Mar-21	3,000,749.59	541092	749.59	Quarterly	3488
14-Mar-22	1,500,000.00	0.32%	ANZ Banking Group	A-1+	13-May-21	1,503,064.11	541328	3,064.11	At Maturity	3516
15-Mar-22	1,500,000.00	0.40%	Commonwealth Bank of Australia	A-1+	22-Apr-21	1,504,175.34	541279	4,175.34	At Maturity	3508
21-Mar-22	1,500,000.00	0.32%	ANZ Banking Group	A-1+	13-May-21	1,503,064.11	541329	3,064.11	At Maturity	3517
23-Mar-22	500,000.00	3.80%	Bank of Queensland	A-2	23-Mar-17	514,783.56	535485	14,783.56	Annually	2960
23-Mar-22	500,000.00	0.37%	Commonwealth Bank of Australia	A-1+	14-May-21	501,175.89	541333	1,175.89	At Maturity	3520
23-Mar-22	1,000,000.00	0.36%	Commonwealth Bank of Australia	A-1+	19-May-21	1,002,238.90	541352	2,238.90	At Maturity	3521
28-Mar-22	1,000,000.00	0.37%	Commonwealth Bank of Australia	A-1+	20-May-21	1,002,290.96	541355	2,290.96	At Maturity	3522
28-Mar-22	500,000.00	0.36%	Commonwealth Bank of Australia	A-1+	25-May-21	501,089.86	541365	1,089.86	At Maturity	3524
30-Mar-22	3,000,000.00	0.36%	Westpac Group	A-1+	31-Mar-21	3,000,029.59	541235	29.59	Quarterly	3496
30-Mar-22	1,000,000.00	0.36%	Commonwealth Bank of Australia	A-1+	26-May-21	1,002,169.86	541366	2,169.86	At Maturity	3525
4-Apr-22	500,000.00	0.36%	Commonwealth Bank of Australia	A-1+	27-May-21	501,080.00	541379	1,080.00	At Maturity	3526
4-Apr-22	1,000,000.00	0.43%	Commonwealth Bank of Australia	A-1+	9-Jun-21	1,002,426.85	541507	2,426.85	At Maturity	3535
6-Apr-22	500,000.00	0.32%	ANZ Banking Group	A-1+	9-Jun-21	500,903.01	541506	903.01	At Maturity	3534
6-Apr-22	500,000.00	0.42%	Commonwealth Bank of Australia	A-1+	10-Jun-21	501,179.45	541517	1,179.45	At Maturity	3536
11-Apr-22	1,500,000.00	0.40%	Commonwealth Bank of Australia	A-1+	12-Apr-21	1,504,339.73	541258	4,339.73	At Maturity	3502 Green
13-Apr-22	1,000,000.00	0.32%	ANZ Banking Group	A-1+	10-Jun-21	1,001,797.26	541518	1,797.26	At Maturity	3537
19-Apr-22	1,500,000.00	0.36%	National Australia Bank	A-1+	21-Apr-21	1,503,772.60	541274	3,772.60	At Maturity	3503
20-Apr-22	1,000,000.00	0.32%	ANZ Banking Group	A-1+	10-Jun-21	1,001,797.26	541519	1,797.26	At Maturity	3538
26-Apr-22	1,500,000.00	0.43%	Commonwealth Bank of Australia	A-1+	10-Jun-21	1,503,622.60	541521	3,622.60	At Maturity	3539

Page 6 of 10.



Camden Council
Investment Holdings Report - December 2021

Term Deposits												
Maturity Date	Amount (\$)	Rate	Institution	Credit Rating	Purchase Date	Amount plus Accrued Int (\$)	Deal No.	Accrued Interest (\$)	Coupon Frequency	Reference		
27-Apr-22	1,000,000.00	0.32%	ANZ Banking Group	A-1+	28-May-21	1,001,911.23	541416	1,911.23	At Maturity	3527		
2-May-22	3,000,000.00	0.36%	Westpac Group	A-1+	22-Apr-21	3,002,100.82	541277	2,100.82	Quarterly	3506		
2-May-22	1,500,000.00	0.31%	ANZ Banking Group	A-1+	11-Jun-21	1,502,598.90	541525	2,598.90	At Maturity	3540		
4-May-22	1,000,000.00	3.60%	Bank of Queensland	A-2	8-May-17	1,023,276.71	535487	23,276.71	Annually	2971		
9-May-22	1,500,000.00	0.32%	National Australia Bank	A-1+	15-Jun-21	1,502,630.14	541531	2,630.14	At Maturity	3541		
11-May-22	1,000,000.00	0.39%	Commonwealth Bank of Australia	A-1+	17-Jun-21	1,002,115.62	541550	2,115.62	At Maturity	3543		
16-May-22	1,500,000.00	0.38%	Commonwealth Bank of Australia	A-1+	16-Jun-21	1,503,107.67	541540	3,107.67	At Maturity	3542		
18-May-22	1,000,000.00	0.33%	ANZ Banking Group	A-1+	18-Jun-21	1,001,781.10	541554	1,781.10	At Maturity	3544		
23-May-22	500,000.00	0.35%	Westpac Group	A-1+	21-May-21	500,191.78	541357	191.78	Quarterly	3523		
23-May-22	1,000,000.00	0.40%	Commonwealth Bank of Australia	A-1+	18-Jun-21	1,002,158.90	541555	2,158.90	At Maturity	3545		
25-May-22	1,000,000.00	0.39%	Commonwealth Bank of Australia	A-1+	28-May-21	1,002,329.32	541424	2,329.32	At Maturity	3528		
30-May-22	1,000,000.00	0.34%	ANZ Banking Group	A-1+	18-Jun-21	1,001,835.07	541556	1,835.07	At Maturity	3546		
31-May-22	500,000.00	0.35%	Westpac Group	A-1+	31-May-21	500,153.42	541442	153.42	Quarterly	3531		
1-Jun-22	500,000.00	0.32%	ANZ Banking Group	A-1+	22-Jun-21	500,846.03	541562	846.03	At Maturity	3548		
1-Jun-22	1,000,000.00	0.35%	ANZ Banking Group	A-1+	28-Jun-21	1,001,793.15	541588	1,793.15	At Maturity	3553		
6-Jun-22	1,500,000.00	0.32%	ANZ Banking Group	A-1+	23-Jun-21	1,502,524.93	541566	2,524.93	At Maturity	3550		
8-Jun-22	1,000,000.00	0.36%	National Australia Bank	A-1+	28-Jun-21	1,001,844.38	541589	1,844.38	At Maturity	3554		
14-Jun-22	500,000.00	0.36%	ANZ Banking Group	A-1+	28-Jun-21	500,922.19	541590	922.19	At Maturity	3555		
14-Jun-22	1,000,000.00	0.40%	Commonwealth Bank of Australia	A-1+	6-Jul-21	1,001,961.64	541631	1,961.64	At Maturity	3561		
14-Jun-22	4,000,000.00	0.50%	National Australia Bank	A-1+	9-Dec-21	4,001,260.27	542192	1,260.27	At Maturity	3609		
20-Jun-22	3,000,000.00	0.40%	National Australia Bank	A-1+	30-Apr-21	3,008,087.67	541293	8,087.67	Annually	3510		
20-Jun-22	1,500,000.00	0.35%	National Australia Bank	A-1+	21-Jun-21	1,502,790.41	541560	2,790.41	At Maturity	3547		
22-Jun-22	1,000,000.00	0.42%	Commonwealth Bank of Australia	A-1+	23-Jun-21	1,002,209.32	541565	2,209.32	At Maturity	3549		
22-Jun-22	2,000,000.00	0.44%	Commonwealth Bank of Australia	A-1+	28-Jun-21	2,004,508.49	541587	4,508.49	At Maturity	3552 Green		
27-Jun-22	1,500,000.00	2.10%	Bank of Queensland	A-2	26-Jun-19	1,516,138.36	538082	16,138.36	Annually	3242		
27-Jun-22	500,000.00	0.37%	National Australia Bank	A-1+	25-Jun-21	500,963.01	541586	963.01	At Maturity	3551		



Camden Council Investment Holdings Report - December 2021

Term Deposits											
Maturity Date	Amount (\$)	Rate	Institution	Credit Rating	Purchase Date	Amount plus Accrued Int (\$)	Deal No.	Accrued Interest (\$)	Coupon Frequency	Reference	
28-Jun-22	1,000,000.00	0.36%	Westpac Group	A-1+	2-Jul-21	1,000,867.95	541623	867.95	Quarterly	3557	
29-Jun-22	2,000,000.00	0.36%	Westpac Group	A-1+	2-Jul-21	2,001,735.89	541624	1,735.89	Quarterly	3558	
30-Jun-22	2,000,000.00	0.36%	Westpac Group	A-1+	2-Jul-21	2,001,735.89	541625	1,735.89	Quarterly	3559	
4-Jul-22	1,000,000.00	0.36%	Westpac Group	A-1+	2-Jul-21	1,000,867.95	541626	867.95	Quarterly	3560	
4-Jul-22	500,000.00	0.47%	Commonwealth Bank of Australia	A-1+	16-Jul-21	501,088.08	541661	1,088.08	At Maturity	3565	
6-Jul-22	1,000,000.00	0.38%	National Australia Bank	A-1+	12-Jul-21	1,001,801.10	541647	1,801.10	At Maturity	3564	
11-Jul-22	1,500,000.00	0.41%	Commonwealth Bank of Australia	A-1+	21-Jul-21	1,502,763.29	541671	2,763.29	At Maturity	3566	
13-Jul-22	1,000,000.00	0.39%	Commonwealth Bank of Australia	A-1+	22-Jul-21	1,001,741.64	541672	1,741.64	At Maturity	3567	
18-Jul-22	500,000.00	0.37%	National Australia Bank	A-1+	26-Jul-21	500,805.89	541677	805.89	At Maturity	3568	
18-Jul-22	1,000,000.00	0.36%	National Australia Bank	A-1+	29-Jul-21	1,001,538.63	541687	1,538.63	At Maturity	3571	
18-Jul-22	1,000,000.00	0.27%	ANZ Banking Group	A-1+	5-Aug-21	1,001,102.19	541705	1,102.19	At Maturity	3575	
20-Jul-22	1,500,000.00	0.41%	Commonwealth Bank of Australia	A-1+	11-Aug-21	1,502,409.45	541740	2,409.45	At Maturity	3578	
25-Jul-22	2,000,000.00	0.38%	Commonwealth Bank of Australia	A-1+	28-Jul-21	2,003,269.04	541681	3,269.04	At Maturity	3569	
27-Jul-22	3,000,000.00	0.40%	National Australia Bank	A-1+	28-Jul-21	3,005,161.64	541683	5,161.64	At Maturity	3570	
29-Jul-22	2,500,000.00	0.32%	Commonwealth Bank of Australia	A-1+	2-Aug-21	2,503,331.51	541693	3,331.51	At Maturity	3572	
3-Aug-22	1,000,000.00	0.31%	Westpac Group	A-1+	3-Aug-21	1,000,501.10	541699	501.10	Quarterly	3574	
8-Aug-22	2,000,000.00	0.36%	National Australia Bank	A-1+	9-Aug-21	2,002,860.27	541723	2,860.27	At Maturity	3576	
10-Aug-22	1,500,000.00	0.36%	National Australia Bank	A-1+	17-Aug-21	1,502,026.85	541748	2,026.85	At Maturity	3579	
10-Aug-22	1,500,000.00	0.35%	National Australia Bank	A-1+	18-Aug-21	1,501,956.16	541754	1,956.16	At Maturity	3580	
16-Aug-22	1,500,000.00	0.39%	Commonwealth Bank of Australia	A-1+	20-Aug-21	1,502,147.67	541765	2,147.67	At Maturity	3581	
23-Aug-22	1,000,000.00	0.34%	National Australia Bank	A-1+	23-Aug-21	1,001,220.27	541768	1,220.27	At Maturity	3582	
24-Aug-22	1,000,000.00	0.35%	National Australia Bank	A-1+	25-Aug-21	1,001,236.99	541777	1,236.99	At Maturity	3583	
29-Aug-22	1,500,000.00	0.35%	National Australia Bank	A-1+	30-Aug-21	1,501,783.56	541794	1,783.56	At Maturity	3586	
5-Sep-22	1,000,000.00	0.41%	Commonwealth Bank of Australia	A-1+	1-Sep-21	1,001,337.52	541808	1,337.52	SemiAnnually	3588	
7-Sep-22	1,000,000.00	0.39%	Commonwealth Bank of Australia	A-1+	8-Sep-21	1,001,228.77	541870	1,228.77	At Maturity	3596	
12-Sep-22	1,000,000.00	0.37%	National Australia Bank	A-1+	6-Sep-21	1,001,186.03	541854	1,186.03	At Maturity	3594	

Page 8 of 10.

Attachment 3

ORD01



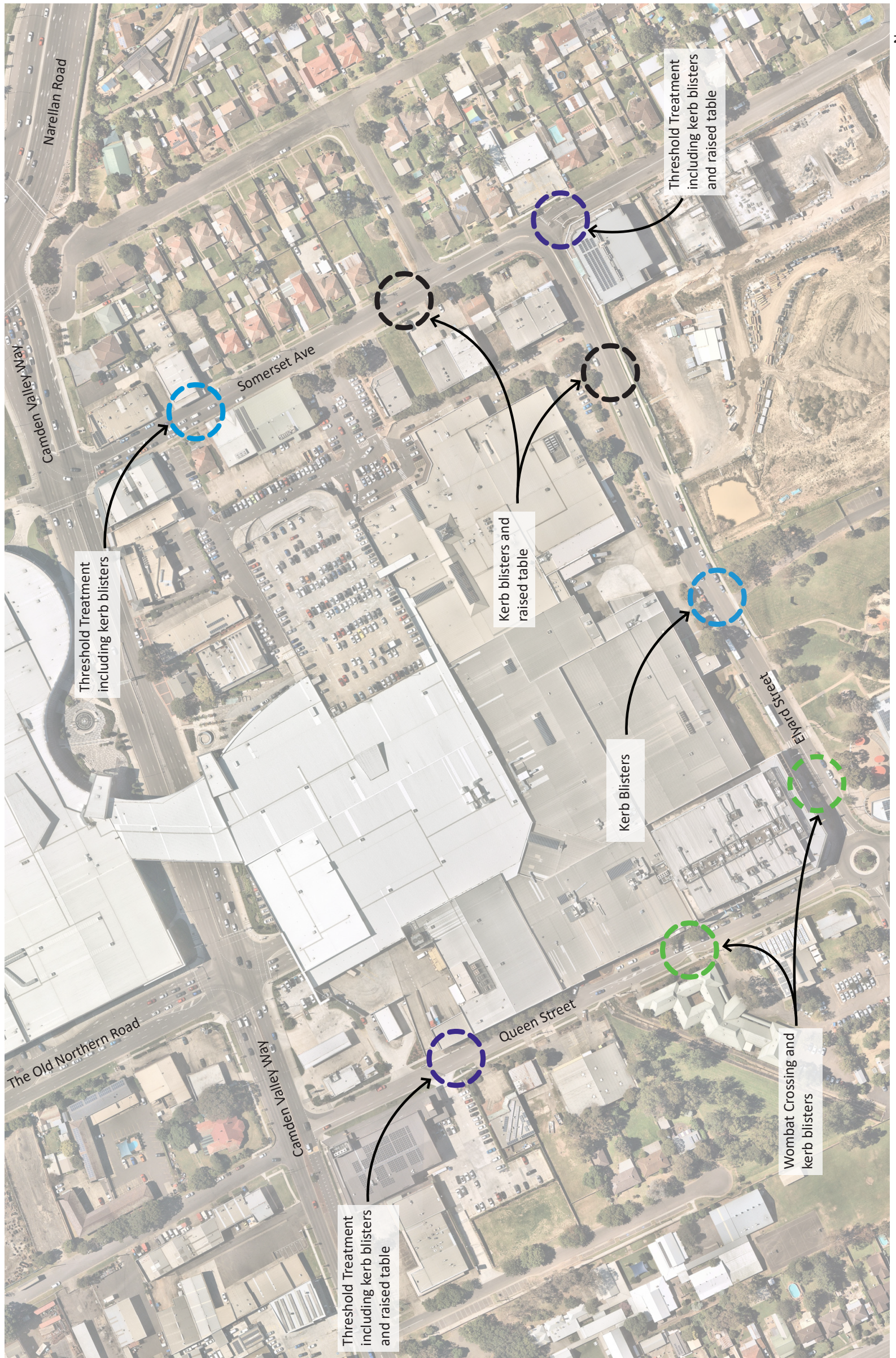
Camden Council
Investment Holdings Report - December 2021

Term Deposits											
Maturity Date	Amount (\$)	Rate	Institution	Credit Rating	Purchase Date	Amount plus Accrued Int (\$)	Deal No.	Accrued Interest (\$)	Coupon Frequency	Reference	
12-Sep-22	3,000,000.00	0.46%	ANZ Banking Group	A-1+	13-Dec-21	3,000,718.36	542194	718.36	At Maturity	3610	
12-Sep-22	3,000,000.00	0.39%	Commonwealth Bank of Australia	A-1+	6-Sep-21	3,003,656.65	541853	3,656.65	SemiAnnually	3595	
19-Sep-22	2,000,000.00	0.27%	ANZ Banking Group	A-1+	30-Aug-21	2,001,834.52	541795	1,834.52	At Maturity	3587	
28-Sep-22	2,000,000.00	0.29%	ANZ Banking Group	A-1+	27-Aug-21	2,002,018.08	541787	2,018.08	Annually	3585	
28-Sep-22	1,000,000.00	0.43%	Commonwealth Bank of Australia	A-1+	27-Aug-21	1,001,461.63	541788	1,461.63	SemiAnnually	3584	
4-Oct-22	1,000,000.00	0.45%	Macquarie Bank	A-1	2-Sep-21	1,001,491.78	541826	1,491.78	Annually	3589	
4-Oct-22	3,500,000.00	0.46%	Commonwealth Bank of Australia	A-1+	22-Apr-21	3,507,985.95	541278	7,985.95	SemiAnnually	3507	
10-Oct-22	1,000,000.00	0.45%	Macquarie Bank	A-1	13-Sep-21	1,001,356.16	541895	1,356.16	At Maturity	3597	
10-Oct-22	2,000,000.00	0.36%	Commonwealth Bank of Australia	A-1+	11-Oct-21	2,001,617.53	541984	1,617.53	At Maturity	3599	
17-Oct-22	1,500,000.00	0.57%	Commonwealth Bank of Australia	A-1+	15-Nov-21	1,501,100.96	542086	1,100.96	At Maturity	3604	
17-Oct-22	1,500,000.00	0.35%	Commonwealth Bank of Australia	A-1+	15-Sep-21	1,501,511.44	541902	1,511.44	SemiAnnually	3598	
24-Oct-22	1,500,000.00	0.49%	Commonwealth Bank of Australia	A-1+	25-Oct-21	1,501,369.32	542008	1,369.32	At Maturity	3601	
25-Oct-22	1,000,000.00	0.45%	Macquarie Bank	A-1	2-Sep-21	1,001,491.78	541827	1,491.78	Annually	3590	
27-Oct-22	5,000,000.00	0.50%	ANZ Banking Group	A-1+	1-Dec-21	5,002,123.29	542148	2,123.29	At Maturity	3608	
7-Nov-22	1,000,000.00	0.53%	Commonwealth Bank of Australia	A-1+	8-Nov-21	1,000,784.11	542046	784.11	At Maturity	3602	
8-Nov-22	1,000,000.00	0.45%	Macquarie Bank	A-1	2-Sep-21	1,001,491.78	541828	1,491.78	Annually	3591	
9-Nov-22	2,000,000.00	0.54%	Commonwealth Bank of Australia	A-1+	10-Nov-21	2,001,538.63	542057	1,538.63	At Maturity	3603	
14-Nov-22	500,000.00	0.47%	National Australia Bank	A-1+	13-May-21	501,500.14	541331	1,500.14	Annually	3519	
16-Nov-22	1,500,000.00	0.64%	Commonwealth Bank of Australia	A-1+	17-Nov-21	1,501,183.56	542098	1,183.56	At Maturity	3605	
16-Nov-22	1,000,000.00	0.38%	Commonwealth Bank of Australia	A-1+	13-Oct-21	1,000,802.78	541989	802.78	SemiAnnually	3600	
21-Nov-22	2,000,000.00	0.59%	Commonwealth Bank of Australia	A-1+	23-Nov-21	2,001,260.82	542109	1,260.82	At Maturity	3606	
22-Nov-22	1,000,000.00	0.45%	Macquarie Bank	A-1	2-Sep-21	1,001,491.78	541829	1,491.78	Annually	3592	
23-Nov-22	5,000,000.00	0.54%	Westpac Group	A-1+	30-Nov-21	5,002,367.12	542141	2,367.12	Quarterly	3607	
30-Nov-22	2,000,000.00	0.50%	National Australia Bank	A-1+	31-May-21	2,005,890.41	541441	5,890.41	Annually	3530	
5-Dec-22	1,500,000.00	0.40%	Westpac Group	A-1+	9-Jun-21	1,500,378.08	541511	378.08	Quarterly	3533	
6-Dec-22	1,000,000.00	0.45%	Macquarie Bank	A-1	2-Sep-21	1,001,491.78	541830	1,491.78	Annually	3593	



Camden Council Investment Holdings Report - December 2021

Term Deposits											
Maturity Date	Amount (\$)	Rate	Institution	Credit Rating	Purchase Date	Amount plus Accrued Int (\$)	Deal No.	Accrued Interest (\$)	Coupon Frequency	Reference	
7-Dec-22	1,000,000.00	0.50%	National Australia Bank	A-1+	8-Jun-21	1,002,835.62	541501	2,835.62	Annually	3532	
25-Jan-23	2,000,000.00	0.55%	National Australia Bank	AA-	27-Jan-21	2,010,216.44	540890	10,216.44	Annually	3466	
8-Feb-23	1,500,000.00	0.52%	National Australia Bank	AA-	11-Aug-21	1,503,055.89	541739	3,055.89	At Maturity	3577	
6-Apr-23	1,500,000.00	0.47%	Westpac Group	AA-	8-Apr-21	1,501,641.78	541257	1,641.78	Quarterly	3501	
3-May-23	1,500,000.00	0.62%	National Australia Bank	AA-	5-May-21	1,506,140.55	541306	6,140.55	At Maturity	3513	
8-May-23	1,500,000.00	0.60%	National Australia Bank	AA-	10-May-21	1,505,819.18	541311	5,819.18	Annually	3515	
10-May-23	1,000,000.00	0.60%	National Australia Bank	AA-	13-May-21	1,003,830.14	541330	3,830.14	Annually	3518	
29-May-23	1,000,000.00	0.60%	National Australia Bank	AA-	28-May-21	1,003,583.56	541423	3,583.56	Annually	3529	
10-Jul-23	500,000.00	0.65%	National Australia Bank	AA-	8-Jul-21	501,576.03	541635	1,576.03	Annually	3562	
12-Jul-23	1,500,000.00	0.65%	National Australia Bank	AA-	12-Jul-21	1,504,621.23	541645	4,621.23	Annually	3563	
2-Aug-23	1,500,000.00	0.65%	National Australia Bank	AA-	3-Aug-21	1,504,033.56	541698	4,033.56	Annually	3573	
11-Dec-23	2,000,000.00	3.15%	National Australia Bank	AA-	19-Dec-18	2,002,071.23	537431	2,071.23	Annually	3070	
18-Dec-23	4,500,000.00	3.15%	National Australia Bank	AA-	19-Dec-18	4,504,660.27	537432	4,660.27	Annually	3071	
3-Jan-24	2,000,000.00	3.40%	Rabobank Australia	A+*	4-Jan-19	2,067,441.10	537443	67,441.10	Annually	3173	
28-Feb-24	1,000,000.00	3.20%	Rabobank Australia	A+*	28-Feb-19	1,027,090.41	537586	27,090.41	Annually	3189	
4-Mar-24	1,200,000.00	3.20%	Rabobank Australia	A+*	4-Mar-19	1,231,877.26	537601	31,877.26	Annually	3192	
27-Mar-24	1,000,000.00	3.00%	Rabobank Australia	A+*	29-Mar-19	1,022,849.32	537765	22,849.32	Annually	3200	
24-Feb-25	500,000.00	0.80%	Westpac Group	AA-	24-Feb-21	500,416.44	540967	416.44	Quarterly	3481	
	203,700,000.00					204,352,259.51		652,259.51			



Narellan Town Centre - Proposed 40 km/h HPAA Proposed Traffic Calming Treatments

Attachment 1

Camden Council Sketch